



To achieve optimal health at all stages of life for all District residents

DESERT HEALTHCARE FOUNDATION

PROGRAM COMMITTEE

Program Committee Meeting

February 11, 2025

5:30 P.M.

**Desert Healthcare District & Foundation
Stergios Building - 2nd Floor - Boardroom
1140 N. Indian Canyon Drive
Palm Springs, CA 92262**

Immediately Following the Program Committee District Meeting

In lieu of attending the meeting in person, members of the public can participate by webinar using the following Zoom link:

<https://us02web.zoom.us/j/88994867070?pwd=aGMzRWNZTDhqRFJsT2hVQzhpRWI0Zz09>

Webinar ID: 889 9486 7070

Password: 295634

Members of the public can also participate by telephone, using the follow dial in information:

Dial in #:(669) 900-6833 or (833) 548-0276 To Listen and Address the Committee when called upon:

Webinar ID: 889 9486 7070

Password: 295634

AGENDA

Page

- A. Call to Order**
- B. Approval of the Agenda**
- C. Meeting Minutes**

1. [January 14, 2025 – Action](#)

4 - 7

D. Public Comments


At this time, comments from the audience may be made on items not listed on the agenda that are of public interest and within the subject-matter jurisdiction of the District. The Committee has a policy of limiting speakers to not more than three minutes. The Committee cannot take action on items not listed on the agenda. Public input may be offered on an agenda item when it comes up for discussion and/or action.

E. Chief Executive Officer Report

F. Old Business

1. [USAging Vaccinations – Grant Award Updates](#)  8 - 10
2. [DPMG Health Mobile Medical Clinic Operations Updates](#)  11 - 22
3. [Improving Access to Healthcare in Desert Highland Gateway Estates \(DHGE\) – December 2024 Report – DAP Health - Borrego Health Foundation](#)  23 - 41

G. Program Updates

1. Progress and Final Reports Update – NONE at this time
2. [Grant Payment Schedules](#)  42 - 43

H. Adjournment

Next scheduled meeting March 11, 2025

The undersigned certifies that a copy of this agenda was posted in the front entrance to the Desert Healthcare District offices located at 1140 North Indian Canyon Drive, Palm Springs, California, and the front entrance of the Desert Healthcare District office located at the Regional Access Project Foundation, 41550 Eclectic Street, Suite G 100, Palm Desert California at least 72 hours prior to the meeting.

If you have any disability which would require accommodation to enable you to participate in this meeting or translation services, please email Andrea S. Hayles, Special Assistant to the CEO and Board Relations Officer, at ahayles@dhcd.org or call (760) 567-0298 at least 72 hours prior to the meeting.

Andrea S. Hayles



DESERT HEALTHCARE FOUNDATION
Program Committee Meeting
MEETING MINUTES

Tuesday, January 14, 2025, 5:40 PM

Directors Present

District Staff Present

Absent

| | | |
|--|--|--|
| <p>Evett PerezGil, Chair Greg Rodriguez, Vice-President Kimberly Barraza, Director</p> | <p>Chris Christensen, CPA, Chief Executive Officer Eric Taylor, CPA, Chief Administration Officer Donna Craig, Chief Program Officer Alejandro Espinoza, MPH, Chief of Community Engagement Meghan Kane, MPH, Senior Program Officer, Public Health Gracie Montano, Program Associate Erica Huskey, Grants Manager Andrea S. Hayles, MBA, Board Relations Officer</p> | |
|--|--|--|

A. Call to Order - Director Evett PerezGil

B. Approval of the Agenda

Chair PerezGil called the meeting to order at 5:40 p.m.

Moved by: Kimberly Barraza

Seconded by: Greg Rodriguez

Yes Kimberly Barraza, Greg Rodriguez, and Evett PerezGil

Carried 3-0

C. Meeting Minutes - Action

[December 10, 2024](#) 

Moved by: Leticia De Lara

Seconded by: Kimberly Barraza

Yes Kimberly Barraza and Evett PerezGil

Abstain Greg Rodriguez



Carried 2-0

D. Public Comments

At this time, comments from the audience may be made on items not listed on the agenda that are of public interest and within the subject-matter jurisdiction of the District. The Committee has a policy of limiting speakers to not more than three minutes. The Committee cannot take action on items not listed on the agenda. Public input may be offered on an agenda item when it comes up for discussion and/or action.

E. Chief Executive Officer Report

F. Old Business

1. [Grant Payment Schedules](#) 
2. [Update/recap results from Lunch & Learn for Request for Proposals \(RFP\) - Improving Access to Behavioral Health Education and Prevention Services for Children \(0-18 years\)](#) 

Donna Craig, Chief Program Officer, provided a summary of the Lunch and Learn session regarding funding and grantees for the Improving Access to Behavioral Health Education and Prevention RFPs.

3. USAging Vaccinations – Grant Award Updates

Alejandro Espinoza, Chief Program Officer, provided an overview of the most recent developments in vaccinations, partnerships, the Palm Desert Mall storefront, and the goal of administering 700 vaccinations, with over 3k vaccinations given to date.

4. DPMG Health Mobile Medical Clinic Operations

Alejandro Espinoza, Chief Program Officer, described the partnerships with the school districts and an upcoming primary care clinic. Vice-President Rodriguez highlighted the various access points throughout the county and the connections to services with the mobile medical clinics. The committee considered a press release for Martha's Village & Kitchen to showcase the District's partnerships and work in Indio.

5. [Improving Access to Healthcare in Desert Highland Gateway Estates \(DHGE\) – November 2024 Report – DAP Health - Borrego Health Foundation](#) 

Donna Craig, Chief Program Officer, provided an overview and background of the health needs assessment, access to healthcare, the RFP process, and Borrego's grant award for the Desert Highland Gateway Estates community.

G. Program Updates

1. Progress and Final Reports

Chair PerezGil inquired about any questions on the Progress and Final Reports.

There were no questions or comments.

H. Adjournment - 5:59 p.m.

Chair PerezGil adjourned the meeting at 5:59 p.m.

Next scheduled meeting February 11, 2025

Evett PerezGil, Chair/Director, Program Committee
Desert Healthcare District Board of Directors

Audio recording available on the website at <http://dhcd.org/Agendas-and-Documents>



DESERT HEALTHCARE
DISTRICT & FOUNDATION

Date: February 11, 2025
To: Program Committee
Subject: US Aging Grant Update

Staff Recommendation: Informational item

Background:

The Desert Healthcare District and Foundation established and leads the Coachella Valley Equity Collaborative (CVEC). This initiative unites community and faith-based organizations, government agencies at both county and state levels, and local farm owners to address the COVID-19 pandemic. The goal is to ensure a coordinated effort that maximizes resources and prevents overlapping services and outreach.

During the pandemic, research highlighted the need to reach vulnerable populations, particularly older adults and individuals with special needs, to ensure they have equitable access to COVID-19 and flu information and vaccines.

In response, DHCD staff pursued funding opportunities to target these groups and successfully secured a \$341,648 grant from US Aging, which ends March 31, 2025.

This grant enabled CVEC partners, Vision y Compromiso and El Sol, to collaborate with senior-serving facilities such as senior centers and retirement communities. They will host mobile and in-home COVID-19 and flu vaccine events.

Additionally, CV Pharmacy received grant funds to administer the COVID-19 and flu vaccines at CVEC-hosted clinics.

Fiscal Impact: \$341,648 grant award from US Aging

US AGING GRANT VACCINATION REPORT FEBRUARY 2025



| | |
|---|---|
| <p><u>Performance Period</u> 8/1/23 to 3/31/25</p> <p><u>Funded Partners</u></p> <ul style="list-style-type: none"> • Vision y Compromiso • El Sol NEC • CV Pharmacy | <p><u>Community Partners</u></p> <ul style="list-style-type: none"> • Rite-Aid Pharmacy • DAP Health • DPMG Health • Innercare • Mizzell Center • Coachella Senior Center • Growing CV • Joslyn Center • San Bernardino Catholic Diocese • CV Housing Coalition • La Quinta Wellness Center • CA Farmworker Foundation • Desert Hot Springs Senior Center • Desert Recreation District |
|---|---|


- Vaccination clinics were hosted at all Coachella Valley senior centers, including retirement communities, and independent living facilities. In addition, vaccination clinics were also hosted at local churches and a kiosk at the Palm Desert Shopping Mall.
- Outreach and education activities conducted by Promotoras were also held throughout the Coachella Valley at senior centers, community centers, and community events to disseminate educational resources and raise awareness about upcoming vaccination clinics .

Number of vaccination clinics
47

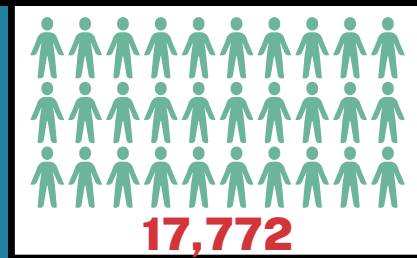
Number of in-home vaccination clinics
18

Number of outreach & education activities
834

Total Number of Vaccines Administered



Number of Individuals Reached Through Outreach & Education



Number of supportive services units provided:

- Referrals
- Application assistance
- Translation services
- Free vaccine program enrollment

6,533

US AGING GRANT

INFORME DE VACUNACIÓN

NOVEMBER 2024



| | |
|---|--|
| <p>Período de ejecución 8/1/23 a 3/31/25</p> <p>Socios financiados</p> <ul style="list-style-type: none"> Vision y Compromiso El Sol NEC CV Pharmacy | <p>Socios comunitarios</p> <ul style="list-style-type: none"> Rite-Aid Pharmacy DAP Health DPMG Health Innecare Mizzell Center Coachella Senior Center Growing CV Joslyn Center San Bernardino Catholic Diocese CV Housing Coalition La Quinta Wellness Center CA Farmworker Foundation Desert Hot Springs Senior Center Desert Recreation District |
|---|--|

- Se organizaron clínicas de vacunación en todos los centros para personas mayores del Valle de Coachella, incluidas las comunidades de jubilados y los centros de vida independiente. Además, se organizaron clínicas de vacunación en iglesias locales y en un quiosco del centro comercial Palm Desert Shopping Mall.
- Promotoras también llevó a cabo actividades de divulgación y educación por todo el Valle de Coachella en centros de personas mayores, centros comunitarios y eventos de la comunidad para difundir recursos educativos y concienciar sobre las próximas clínicas de vacunación.

Número de clínicas de vacunación

42

Número de clínicas de vacunación a domicilio

19

Número de actividades de divulgación y educación

834

Número total de vacunas administradas


1,816 Influenza

1423 COVID-19

72 VRS

42 Herpes zóster

Número de personas contactadas mediante actividades de alcance y educación



15,872

Número de unidades de servicios de apoyo prestados:

- Remisiones/Referencias
- Ayuda a la solicitud
- Servicios de traducción
- Inscripción en el programa de vacunas gratuitas

6,518



DESERT HEALTHCARE
DISTRICT & FOUNDATION

Date: February 11, 2025
To: Program Committee
Subject: Medical Mobile Clinics Operations

Staff Recommendation: Informational item only

Background:

Medical Mobile Clinic #1: On May 25, 2021, the DHCD Board of Directors approved \$336,500 for the acquisition of a medical mobile clinic and additional operational expenses, an additional \$175,000 stemming from a grant from the Coachella Valley Resource Conservation District (CVRCD) was secured for the purchase of the first medical mobile clinic. The purchase cost of the first medical mobile unit totaled \$170,000.

On June 28, 2022, the DHCD Board of Directors approved a 3-year NTE \$500,00 operating budget for the medical mobile unit, awarded to DPMG Health through an RFP process.

On December 2, 2022, the DHCD launched the brand new 26-foot medical mobile clinic, which includes two examination rooms and a full restroom.

Medical Mobile Clinic #2: Following the success of the first medical mobile clinic, the Coachella Valley Conservation District (CVRCD) proposed a \$140,000 grant in September 2023 to purchase a second medical unit.

In October 2023, the DHCD Board of Directors accepted the grant from CVRCD and awarded DPMG Health a \$1,057,396 grant for two years. This grant covered purchasing a truck to pull the second mobile clinic, operating costs, and acquiring a clinical location to serve as a medical home for the mobile units. The facility will also establish a pharmacy, order vaccinations, order labs, and provide telehealth and environmental screening services.

On May 11, 2024, DPMG Health and DHCD hosted a ribbon-cutting ceremony for the medical mobile trailer and an open house for the clinical space that will serve as a clinic and pharmacy hub for both medical mobile units.

Fiscal Impact:

Medical Mobile Clinic #1 Purchase and Maintenance: \$336,500 of which \$175,000 came from The Coachella Valley Resource Conservation District (CVRCD) grant.

Medical Mobile Clinic #1 Operations: \$500,000 over 3-year period to DPMG Health

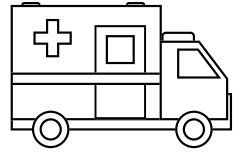
Medical Mobile Clinic #2 Purchase: \$137,850 of which \$140,000 came from the second Coachella Valley Resource Conservation District (CVRCD) grant.

Medical Mobile Clinic #2 Operations, Truck Purchase, and Clinical Location: \$1,057,396 over a 2-year period to DPMG Health

DPMG Health

Medical Mobile Clinics

Activity Report (10/2023 to 12/2024)



Weekly Clinic Locations

Tuesday



Galilee Center

Friday



Well in the Desert

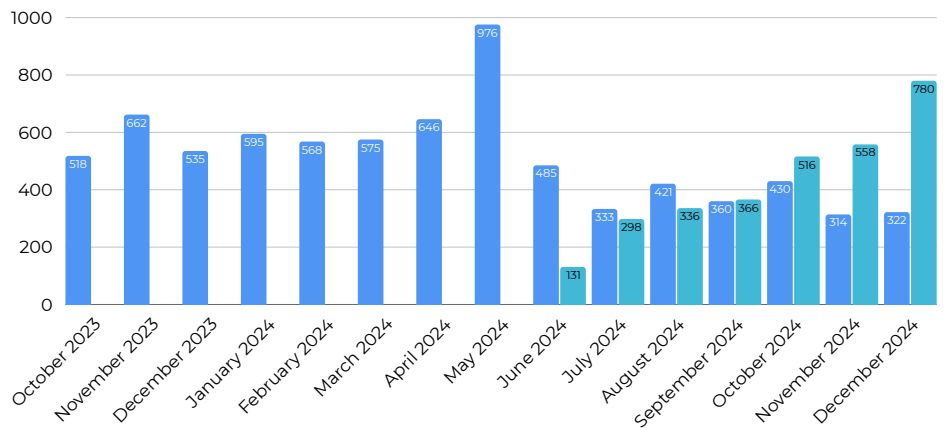
Monthly Clinic Locations

- CV Housing Coalition
- DHS Access Hub
- DHS Senior Center
- Jovenes AA Recovery Center
- Martha's Village & Kitchen

Community Partners

- ABC Recovery
- Birth Choice of the Desert
- City of Desert Hot Springs
- City of Palm Springs R.I.S.E
- CV Housing Coalition
- CVUSD
- Desert Care Network
- Desert Hot Springs Senior Center
- Desert Recreation District
- DSUSD
- Galilee Center
- Growing CV
- Jovenes AA Recovery Center
- Martha's Village & Kitchen
- PSUSD
- San Bernardino Catholic Diocese
- SWAG
- Well in the Desert

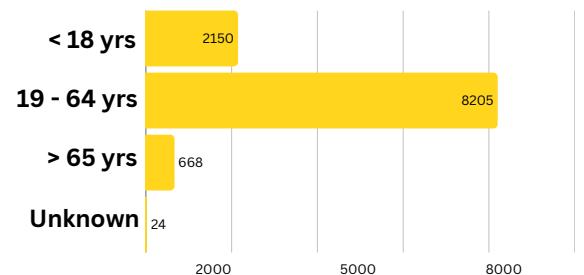
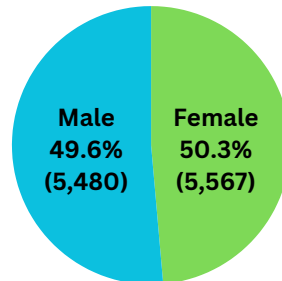
Number of Patients Seen October 2023 to December 2024

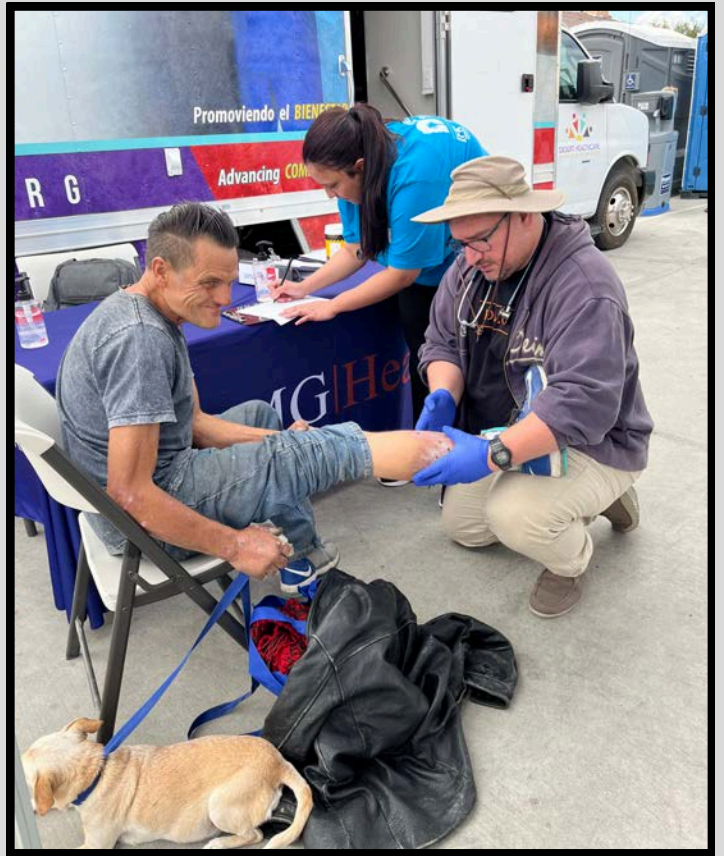


Total Number of Patients

- Medical Mobile Clinic #1 : **8,062**
- Medical Mobile Clinic #2 : **2,985**

Patient Demographics





Report Period: 12/01/2024 - 12/31/2024
(Monthly report due the 15th of each month)

Program/Project Information:

Grant # 1329
Project Title: DPMG Health Street Medicine
Start Date: 10/1/2022
End Date: 9/30/2025
Term: 36 months
Grant Amount: \$500,000.00

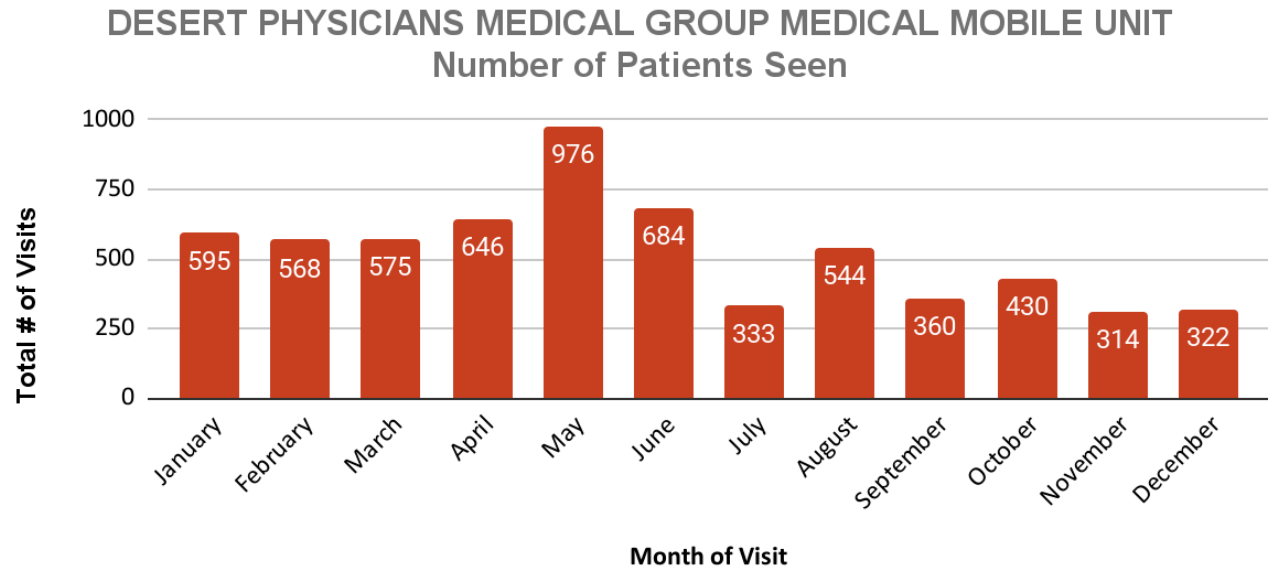
Executive Summary: Desert Physicians Medical Group Health is committed to bridging health and community. We plan to expand access and provide care for those living in the Coachella Valley. This funding will provide support for the medical mobile unit and communities we serve. It is anticipated that 3,000 patient encounters will be conducted via the medical mobile unit by September 30, 2023 with an expansion by September 30, 2025 to increase total annual patient encounters to at least 7,000 per year, including primary and specialty care services.

| Goal | Goal/ Objective/ Other Topics | Successes, Emergent Issues, Challenges, Findings, and Supportive Information (Graphs, reports, indicator results, etc.) | | | | | | | | | | | | | | | | | | | | | | | | | | | | | | | | | | | | | | | | | | | | | | | |
|----------------------|--|--|--------|------|---------|----------|---------|---------|------|----------|--------------------|--------|--|-----|--|--|---------|--------|------|---------|----------|---------|----------------------|--|--|--|--|--|--|--|--|---------|-------------|---|---|---|---|---|---|---|---------|-------------------|----|----|----|----|----|---|---|
| Services | By September 30, 2025, increase total annual patient encounters to at least 7,000 per year and provide extended hours and weekend hours at least 1,400 encounters per year. | <p>The table and graph below illustrates the total number of patient encounters seen since October 1, 2023 up to this reporting period.</p> <table border="1" style="width: 100%; border-collapse: collapse; margin-top: 10px;"> <thead> <tr> <th rowspan="2">Date</th> <th rowspan="2">Location</th> <th rowspan="2"># of Patients seen</th> <th colspan="2">Gender</th> <th colspan="3">Age</th> <th rowspan="2">Unknown</th> </tr> <tr> <th>Female</th> <th>Male</th> <th>≤ 18 yo</th> <th>19-64 yo</th> <th>≥ 65 yo</th> </tr> </thead> <tbody> <tr style="background-color: #c00000; color: white;"> <td colspan="9" style="text-align: center;">December 2024</td> </tr> <tr> <td>12/2/24</td> <td>DPMG Clinic</td> <td style="text-align: center;">7</td> <td style="text-align: center;">5</td> <td style="text-align: center;">2</td> <td style="text-align: center;">0</td> <td style="text-align: center;">7</td> <td style="text-align: center;">0</td> <td style="text-align: center;">0</td> </tr> <tr> <td>12/3/24</td> <td>Galilee Center at</td> <td style="text-align: center;">34</td> <td style="text-align: center;">20</td> <td style="text-align: center;">14</td> <td style="text-align: center;">16</td> <td style="text-align: center;">18</td> <td style="text-align: center;">0</td> <td style="text-align: center;">0</td> </tr> </tbody> </table> | | | | | | | Date | Location | # of Patients seen | Gender | | Age | | | Unknown | Female | Male | ≤ 18 yo | 19-64 yo | ≥ 65 yo | December 2024 | | | | | | | | | 12/2/24 | DPMG Clinic | 7 | 5 | 2 | 0 | 7 | 0 | 0 | 12/3/24 | Galilee Center at | 34 | 20 | 14 | 16 | 18 | 0 | 0 |
| Date | Location | # of Patients seen | Gender | | Age | | | Unknown | | | | | | | | | | | | | | | | | | | | | | | | | | | | | | | | | | | | | | | | | |
| | | | Female | Male | ≤ 18 yo | 19-64 yo | ≥ 65 yo | | | | | | | | | | | | | | | | | | | | | | | | | | | | | | | | | | | | | | | | | | |
| December 2024 | | | | | | | | | | | | | | | | | | | | | | | | | | | | | | | | | | | | | | | | | | | | | | | | | |
| 12/2/24 | DPMG Clinic | 7 | 5 | 2 | 0 | 7 | 0 | 0 | | | | | | | | | | | | | | | | | | | | | | | | | | | | | | | | | | | | | | | | | |
| 12/3/24 | Galilee Center at | 34 | 20 | 14 | 16 | 18 | 0 | 0 | | | | | | | | | | | | | | | | | | | | | | | | | | | | | | | | | | | | | | | | | |

| | | | | | | | | | |
|----------|--|--|----|----|----|----|----|---|---|
| | | Western Sands Motel - Refugee Clinic | | | | | | | |
| 12/4/24 | | Gojji Telemedicine | 16 | 6 | 10 | 0 | 16 | 0 | 0 |
| 12/6/24 | | Gojji Telemedicine | 18 | 11 | 7 | 1 | 17 | 0 | 0 |
| 12/6/24 | | Our Lady of Guadalupe - Street Medicine | 4 | 0 | 4 | 0 | 4 | 0 | 0 |
| 12/7/24 | | Well Women Clinic | 22 | 22 | 0 | 0 | 19 | 3 | 0 |
| 12/10/24 | | Galilee Center at Western Sands Motel - Refugee Clinic | 38 | 22 | 16 | 19 | 19 | 0 | 0 |
| 12/11/24 | | Gojji Telemedicine | 19 | 12 | 7 | 0 | 19 | 0 | 0 |
| 12/11/24 | | PSUSD Acute Care Clinic | 13 | 13 | 0 | 9 | 4 | 0 | 0 |
| 12/13/24 | | Our Lady of Guadalupe - Street Medicine | 10 | 2 | 8 | 0 | 9 | 0 | 1 |
| 12/13/24 | | Gojji Telemedicine | 19 | 10 | 9 | 1 | 17 | 1 | 0 |
| 12/17/24 | | Galilee Center at Western Sands Motel - Refugee Clinic | 35 | 18 | 17 | 17 | 18 | 0 | 0 |
| 12/19/24 | | Gojji Telemedicine | 18 | 10 | 8 | 0 | 16 | 2 | 0 |
| 12/19/24 | | Desert Hot Springs Unhoused Outreach | 13 | 8 | 5 | 0 | 11 | 2 | 0 |

DESERT PHYSICIANS MEDICAL GROUP MEDICAL MOBILE UNIT
RFP - 2022-001 - MONTHLY REPORT

| | | | | | | | | |
|---------------------------------|------------------------------------|------|------|------|------|------|-----|----|
| 12/21/24 | Community Giving Day Resource Fair | 19 | 12 | 7 | 6 | 13 | 0 | 0 |
| 12/23/24 | Gojji Telemedicine | 18 | 10 | 8 | 0 | 18 | 0 | 0 |
| 12/26/24 | Gojji Telemedicine | 19 | 10 | 9 | 2 | 17 | 0 | 0 |
| Total Since October 2023 | | 8062 | 3772 | 4290 | 2063 | 5491 | 484 | 24 |



Report Period: 12/01/2024 - 12/31/2024
(Monthly report due the 15th of each month)

Program/Project Information:

Grant # 1412
Project Title: DPMG Health Community Medicine
Start Date: 11/1/2023
End Date: 10/31/2025
Term: 24 months
Grant Amount: \$1,057,396

Executive Summary: Desert Physicians Medical Group Health is committed to bridging health and community. We plan to expand access and provide care for those living in the Coachella Valley. This funding will provide support for the medical mobile unit and communities we serve. It is anticipated that by October 31, 2025, provide healthcare to at least 9,000 patients via the medical mobile trailer and our clinical hub. We also plan to decrease ER visits, decrease gaps in services provided, and expand preventive services to our community.

| Goal | Goal/ Objective/ Other Topics | Successes, Emergent Issues, Challenges, Findings, and Supportive Information (Graphs, reports, indicator results, etc.) | | | | | | | | | | | | | | | | | | | | | | | | | | | | | | | | | | | | | | | | | | | | | | | | | | | | | |
|----------------------|---|--|--------|------|---------|----------|---------|---------|-------------------------|------|----------|--------------------|--------|--|-----|--|--|--|-------------------------|--------|------|---------|----------|---------|---------|----------------------|--|--|--|--|--|--|--|--|--|---------|-------------|----|----|---|---|----|---|---|----|---------|-------------|---|---|---|---|---|---|---|----|
| Services | By October 31, 2025, provide healthcare to at least 9,000 patients via the medical mobile unit. In addition to meeting this goal, we also plan to decrease ER visits, decrease gaps in services provided, and expand preventive services with access to | <p>The table and graph below illustrates the total number of patient encounters seen since June 1, 2024 up to this reporting period.</p> <table border="1" data-bbox="583 1015 2003 1404"> <thead> <tr> <th rowspan="2">Date</th> <th rowspan="2">Location</th> <th rowspan="2"># of Patients seen</th> <th colspan="2">Gender</th> <th colspan="4">Age</th> <th rowspan="2">Type of Service Offered</th> </tr> <tr> <th>Female</th> <th>Male</th> <th>≤ 18 yo</th> <th>19-64 yo</th> <th>≥ 65 yo</th> <th>Unknown</th> </tr> </thead> <tbody> <tr> <td colspan="10" style="background-color: #c00000; color: white; text-align: center;">November 2024</td> </tr> <tr> <td>12/2/24</td> <td>DPMG Clinic</td> <td>18</td> <td>18</td> <td>0</td> <td>0</td> <td>18</td> <td>0</td> <td>0</td> <td>OB</td> </tr> <tr> <td>12/2/24</td> <td>DPMG Clinic</td> <td>5</td> <td>2</td> <td>3</td> <td>1</td> <td>4</td> <td>0</td> <td>0</td> <td>BH</td> </tr> </tbody> </table> | | | | | | | | Date | Location | # of Patients seen | Gender | | Age | | | | Type of Service Offered | Female | Male | ≤ 18 yo | 19-64 yo | ≥ 65 yo | Unknown | November 2024 | | | | | | | | | | 12/2/24 | DPMG Clinic | 18 | 18 | 0 | 0 | 18 | 0 | 0 | OB | 12/2/24 | DPMG Clinic | 5 | 2 | 3 | 1 | 4 | 0 | 0 | BH |
| Date | Location | # of Patients seen | Gender | | Age | | | | Type of Service Offered | | | | | | | | | | | | | | | | | | | | | | | | | | | | | | | | | | | | | | | | | | | | | | |
| | | | Female | Male | ≤ 18 yo | 19-64 yo | ≥ 65 yo | Unknown | | | | | | | | | | | | | | | | | | | | | | | | | | | | | | | | | | | | | | | | | | | | | | | |
| November 2024 | | | | | | | | | | | | | | | | | | | | | | | | | | | | | | | | | | | | | | | | | | | | | | | | | | | | | | | |
| 12/2/24 | DPMG Clinic | 18 | 18 | 0 | 0 | 18 | 0 | 0 | OB | | | | | | | | | | | | | | | | | | | | | | | | | | | | | | | | | | | | | | | | | | | | | | |
| 12/2/24 | DPMG Clinic | 5 | 2 | 3 | 1 | 4 | 0 | 0 | BH | | | | | | | | | | | | | | | | | | | | | | | | | | | | | | | | | | | | | | | | | | | | | | |

| | | | | | | | | | | |
|--|---------|--------------------|----|----|----|---|----|---|---|----|
| <p>pulmonary function tests and echocardiograms during school physicals.</p> <p>LEGEND Type of Service Offered:</p> <ul style="list-style-type: none"> ● OB - Obstetrics ● PC - Primary Care / Chronic Disease Management ● BH - Behavioral Health | 12/2/24 | Gojji Telemedicine | 18 | 9 | 9 | 0 | 18 | 0 | 0 | PC |
| | 12/3/24 | DPMG Clinic | 17 | 17 | 0 | 0 | 17 | 0 | 0 | OB |
| | 12/3/24 | DPMG Clinic | 4 | 4 | 0 | 1 | 3 | 0 | 0 | BH |
| | 12/3/24 | DPMG Clinic | 9 | 4 | 5 | 0 | 8 | 1 | 0 | PC |
| | 12/3/24 | Gojji Telemedicine | 17 | 9 | 8 | 0 | 16 | 1 | 0 | PC |
| | 12/4/24 | DPMG Clinic | 16 | 16 | 0 | 1 | 15 | 0 | 0 | OB |
| | 12/4/24 | DPMG Clinic | 8 | 4 | 4 | 2 | 6 | 0 | 0 | BH |
| | 12/4/24 | DPMG Clinic | 11 | 6 | 5 | 2 | 9 | 0 | 0 | PC |
| | 12/5/24 | DPMG Clinic | 19 | 19 | 0 | 0 | 19 | 0 | 0 | OB |
| | 12/5/24 | DPMG Clinic | 9 | 3 | 6 | 0 | 8 | 1 | 0 | BH |
| | 12/5/24 | DPMG Clinic | 12 | 7 | 5 | 2 | 8 | 2 | 0 | PC |
| | 12/5/24 | Gojji Telemedicine | 19 | 9 | 10 | 1 | 17 | 1 | 0 | PC |
| | 12/6/24 | DPMG Clinic | 16 | 16 | 0 | 0 | 16 | 0 | 0 | OB |
| | 12/6/24 | DPMG Clinic | 10 | 6 | 4 | 0 | 10 | 0 | 0 | BH |
| | 12/6/24 | DPMG Clinic | 7 | 5 | 2 | 0 | 7 | 0 | 0 | PC |
| | 12/9/24 | DPMG Clinic | 15 | 15 | 0 | 0 | 15 | 0 | 0 | OB |
| | 12/9/24 | DPMG Clinic | 8 | 6 | 2 | 0 | 8 | 0 | 0 | BH |
| | 12/9/24 | DPMG Clinic | 12 | 8 | 4 | 2 | 10 | 0 | 0 | PC |
| | 12/9/24 | Gojji Telemedicine | 17 | 6 | 11 | 0 | 15 | 2 | 0 | PC |

DESERT PHYSICIANS MEDICAL GROUP COMMUNITY MEDICINE
RFP - 2022-001 - MONTHLY REPORT

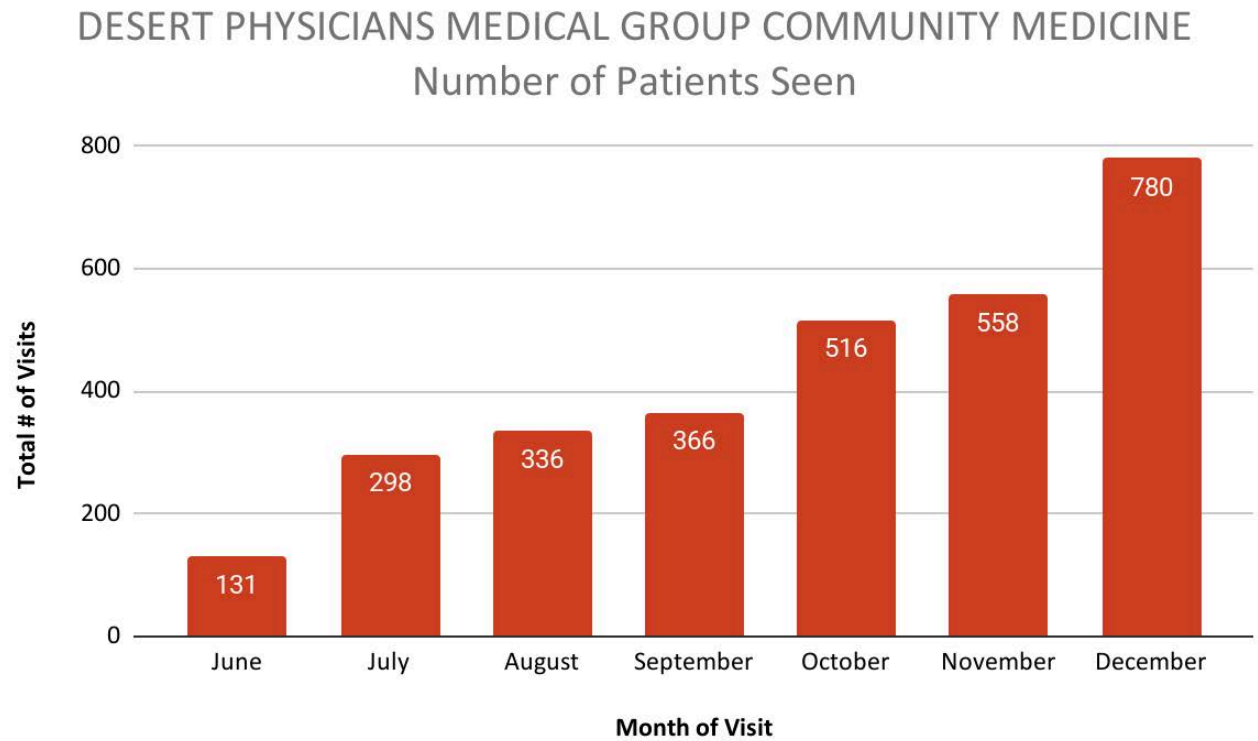
| | | | | | | | | | |
|----------|--------------------|----|----|----|---|----|---|---|----|
| 12/10/24 | DPMG Clinic | 18 | 8 | 10 | 0 | 18 | 0 | 0 | OB |
| 12/10/24 | DPMG Clinic | 5 | 2 | 3 | 2 | 3 | 0 | 0 | BH |
| 12/10/24 | DPMG Clinic | 8 | 4 | 4 | 0 | 8 | 0 | 0 | PC |
| 12/10/24 | Gojji Telemedicine | 20 | 11 | 9 | 0 | 20 | 0 | 0 | PC |
| 12/11/24 | DPMG Clinic | 15 | 15 | 0 | 0 | 15 | 0 | 0 | OB |
| 12/11/24 | DPMG Clinic | 4 | 2 | 2 | 0 | 3 | 1 | 0 | BH |
| 12/11/24 | DPMG Clinic | 9 | 7 | 2 | 2 | 6 | 1 | 0 | PC |
| 12/12/24 | DPMG Clinic | 16 | 16 | 0 | 0 | 16 | 0 | 0 | OB |
| 12/12/24 | DPMG Clinic | 6 | 5 | 1 | 2 | 4 | 0 | 0 | BH |
| 12/12/24 | DPMG Clinic | 9 | 3 | 6 | 0 | 9 | 0 | 0 | PC |
| 12/12/24 | Gojji Telemedicine | 17 | 11 | 6 | 0 | 17 | 0 | 0 | PC |
| 12/13/24 | DPMG Clinic | 15 | 15 | 0 | 0 | 15 | 0 | 0 | OB |
| 12/13/24 | DPMG Clinic | 7 | 4 | 3 | 0 | 7 | 0 | 0 | BH |
| 12/13/24 | DPMG Clinic | 8 | 4 | 4 | 0 | 8 | 0 | 0 | PC |
| 12/16/24 | DPMG Clinic | 16 | 16 | 0 | 0 | 16 | 0 | 0 | OB |
| 12/16/24 | DPMG Clinic | 9 | 5 | 4 | 2 | 7 | 0 | 0 | BH |
| 12/16/24 | DPMG Clinic | 11 | 6 | 5 | 0 | 10 | 1 | 0 | PC |
| 12/16/24 | Gojji Telemedicine | 19 | 9 | 10 | 0 | 17 | 2 | 0 | PC |
| 12/17/24 | DPMG Clinic | 14 | 14 | 0 | 0 | 14 | 0 | 0 | OB |

DESERT PHYSICIANS MEDICAL GROUP COMMUNITY MEDICINE
RFP - 2022-001 - MONTHLY REPORT

| | | | | | | | | | |
|----------|--------------------|----|----|---|---|----|---|---|----|
| 12/17/24 | DPMG Clinic | 5 | 2 | 3 | 0 | 5 | 0 | 0 | BH |
| 12/17/24 | DPMG Clinic | 12 | 7 | 5 | 0 | 12 | 0 | 0 | PC |
| 12/17/24 | Gojji Telemedicine | 19 | 12 | 7 | 0 | 19 | 0 | 0 | PC |
| 12/18/24 | DPMG Clinic | 16 | 16 | 0 | 1 | 15 | 0 | 0 | OB |
| 12/18/24 | DPMG Clinic | 8 | 5 | 3 | 0 | 7 | 1 | 0 | BH |
| 12/18/24 | DPMG Clinic | 12 | 9 | 3 | 0 | 12 | 0 | 0 | PC |
| 12/18/24 | Gojji Telemedicine | 18 | 10 | 8 | 1 | 16 | 1 | 0 | PC |
| 12/19/24 | DPMG Clinic | 17 | 17 | 0 | 1 | 16 | 0 | 0 | OB |
| 12/19/24 | DPMG Clinic | 5 | 5 | 0 | 0 | 4 | 1 | 0 | BH |
| 12/19/24 | DPMG Clinic | 12 | 5 | 7 | 0 | 12 | 0 | 0 | PC |
| 12/20/24 | DPMG Clinic | 17 | 17 | 0 | 0 | 17 | 0 | 0 | OB |
| 12/20/24 | DPMG Clinic | 6 | 3 | 3 | 1 | 5 | 0 | 0 | BH |
| 12/20/24 | DPMG Clinic | 12 | 6 | 6 | 3 | 9 | 0 | 0 | PC |
| 12/20/24 | Gojji Telemedicine | 16 | 9 | 7 | 0 | 15 | 1 | 0 | PC |
| 12/23/24 | DPMG Clinic | 9 | 7 | 2 | 2 | 6 | 1 | 0 | BH |
| 12/23/24 | DPMG Clinic | 15 | 6 | 9 | 2 | 12 | 1 | 0 | PC |
| 12/26/24 | DPMG Clinic | 19 | 19 | 0 | 0 | 19 | 0 | 0 | OB |
| 12/26/24 | DPMG Clinic | 6 | 3 | 3 | 1 | 5 | 0 | 0 | BH |
| 12/26/24 | DPMG Clinic | 10 | 6 | 4 | 3 | 7 | 0 | 0 | PC |

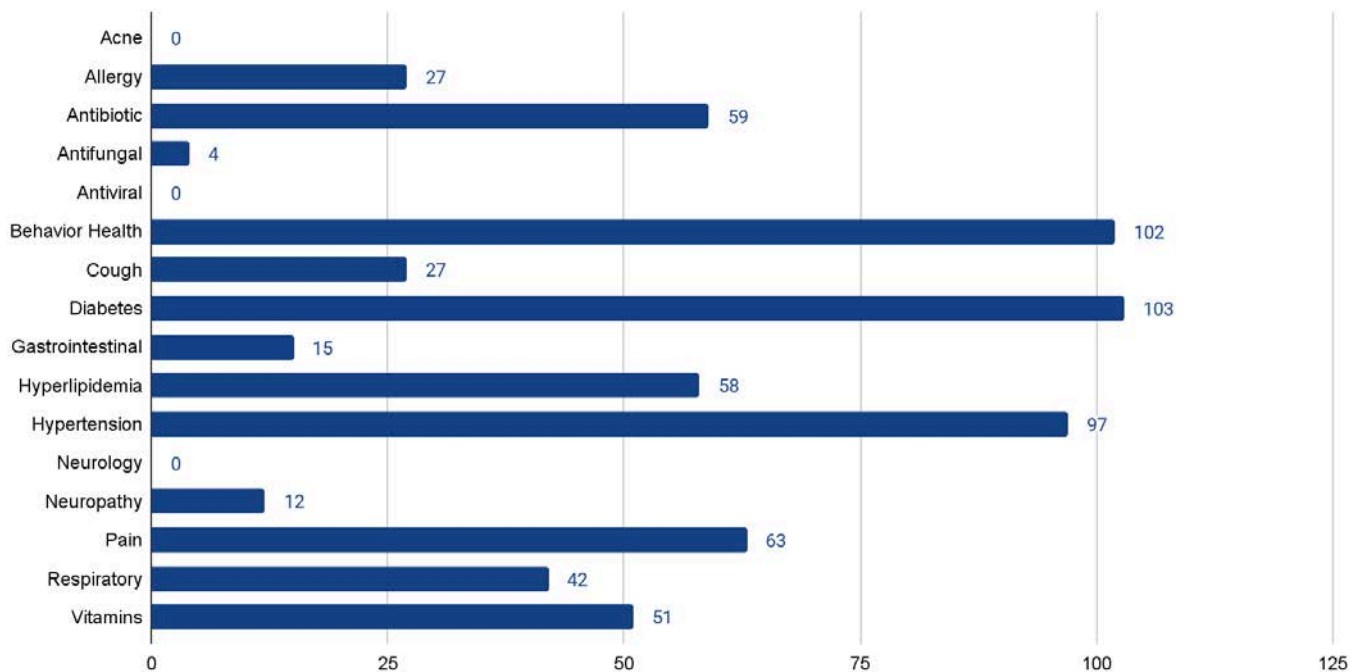
DESERT PHYSICIANS MEDICAL GROUP COMMUNITY MEDICINE
RFP - 2022-001 - MONTHLY REPORT

| | | | | | | | | | |
|------------------------------|--------------------|------|------|------|----|------|-----|---|----|
| 12/27/24 | DPMG Clinic | 20 | 20 | 0 | 0 | 20 | 0 | 0 | OB |
| 12/27/24 | DPMG Clinic | 7 | 5 | 2 | 0 | 5 | 2 | 0 | BH |
| 12/27/24 | DPMG Clinic | 8 | 3 | 5 | 0 | 7 | 1 | 0 | PC |
| 12/27/24 | Gojji Telemedicine | 18 | 10 | 8 | 2 | 16 | 0 | 0 | PC |
| Total Since June 2024 | | 2985 | 1795 | 1190 | 87 | 2714 | 184 | 0 | |



DESERT PHYSICIANS MEDICAL GROUP MEDICAL MOBILE UNIT
Number of Medications Dispensed per Drug Class

December 2024



Report Period: 12/01/2024 – 12/31/2024
(Monthly report due the 15th of each month)

Report by: Melissa Fonder-Director of Mobile and School Based Services

Program/Project Information:

Grant # 1288

Project Title: Improving Access to Healthcare in Desert Highland Gateway Estates

Start Date: 07/01/2021

End Date: 12/31/2024

Term: 36 Months

Grant Amount: \$575,000

Executive Summary: DAP+Borrego Health is committed to providing and increasing access to healthcare services for those living in Desert Highland Gateway Estates and the surrounding communities. This funding will provide support for a pilot mobile services program and begin to assess the sustainability of a more permanent healthcare program within the community. It is anticipated that 2,913 medical and dental visits will be conducted with part-time mobile services in the community.

| Goal | Goal/ Objective/ Other Topics | Successes, Emergent Issues, Challenges, Findings, and Supporting Information (Graphs, reports, indicator results, etc.) |
|------------------|--|---|
| 1. Collaboration | <p>Through a multifaceted approach, DAP+Borrego Health intends to develop a collaborative relationship with the DHG Health and Wellness Committee. The team is committed to participation in meetings as desired by the committee to ensure open dialogue as to the perceptions of health issues. The committee will be informed of all planned schedules and activities on a monthly basis in advance to encourage support and participation. Any changes will be clearly communicated to avoid any misunderstanding.</p> | <p>The DAP Health Mobile team and leadership maintain active engagement with members of the Desert Highland Gateway Estates Wellness committee, holding regular meetings to discuss updates on service utilization, activities, and challenges. Our objective is to foster support, gather input, and collaborate with neighborhood/community leaders to enhance awareness and utilization of available services.</p> <p>During this reporting period, one (1) meeting occurred. Attendees included:</p> <p>Melissa Fonder-DAP Health Tony Bradford- DAP Health Donna Craig-DHCD</p> <p>Meeting Highlights:</p> <ul style="list-style-type: none"> • Overview regarding utilization of services. • Dental services updates • Community Health Education forums and community outreach updates. • Vibe Well • Next meeting scheduled for December 16th, 2024 |

| Goal | Goal/ Objective/ Other Topics | Successes, Emergent Issues, Challenges, Findings, and Supporting Information (Graphs, reports, indicator results, etc.) | | | | | | | | | | | | | | | | | | | | | | | | | | | | | | | | | | | | | | | | | | | | | | | | | | | | | | | | | | | | | | | | | | | | | | | | | | | | | | | | | | | | | | | | | | |
|---------------------------|---|--|------------------|---------------|-----------------|--|--|--|-------|---------------------------|------------------|----------------|---------------|-----------------|------|---|---|---|---|---|--------|---|---|---|---|---|-----------|---|---|---|---|---|---------|----|----|----|----|---|----------|---|---|---|---|---|----------|---|---|---|---|---|---------|--|--|--|--|--|----------|--|--|--|--|--|-------|--|--|--|--|--|-------|--|--|--|--|--|-----|--|--|--|--|--|------|--|--|--|--|--|--------------|-----------|-----------|-----------|-----------|----------|
| <p>2. Services</p> | <p>By June 30, 2024, a minimum of 2053 patient care medical visits and 860 dental visits will be provided.</p> | <p>Throughout this reporting period, our efforts to promote Mobile Medical and Dental services have persisted through strategic social media campaigns and targeted flyer distribution across various local venues such as businesses, apartment complexes, churches, and school district.</p> <p>The month of December was a bit slow, but we still managed to serve some patients and remained present and available for those in need. Looking ahead to January, we plan to have a provider on-site on a day other than Wednesday to explore community options beyond telehealth. Dental services will continue to be available every Wednesday. If in-person visits prove successful, we may consider a schedule with one telehealth day and one provider day moving forward, ensuring we offer the best possible access to care.</p> <p>Please refer to the table below for a comprehensive overview of the total number of patients served from the inception of services on July 12, 2021, up to the current reporting period.</p> <table border="1" data-bbox="764 789 1997 1360"> <thead> <tr> <th colspan="6" style="background-color: #4F81BD; color: white;">Year 4 – Medical</th> </tr> <tr> <th style="background-color: #8E7CC3;">Month</th> <th style="background-color: #8E7CC3;">Number of Patients Served</th> <th style="background-color: #8E7CC3;">Number of Visits</th> <th style="background-color: #8E7CC3;">Medical Visits</th> <th style="background-color: #8E7CC3;">Dental Visits</th> <th style="background-color: #8E7CC3;">Total Uninsured</th> </tr> </thead> <tbody> <tr><td style="background-color: #D9534F;">July</td><td>3</td><td>3</td><td>0</td><td>3</td><td>0</td></tr> <tr><td style="background-color: #D9534F;">August</td><td>2</td><td>2</td><td>0</td><td>2</td><td>0</td></tr> <tr><td style="background-color: #D9534F;">September</td><td>4</td><td>4</td><td>0</td><td>4</td><td>0</td></tr> <tr><td style="background-color: #D9534F;">October</td><td>48</td><td>48</td><td>32</td><td>16</td><td>0</td></tr> <tr><td style="background-color: #D9534F;">November</td><td>4</td><td>4</td><td>0</td><td>4</td><td>0</td></tr> <tr><td style="background-color: #D9534F;">December</td><td>7</td><td>7</td><td>3</td><td>4</td><td>0</td></tr> <tr><td style="background-color: #D9534F;">January</td><td></td><td></td><td></td><td></td><td></td></tr> <tr><td style="background-color: #D9534F;">February</td><td></td><td></td><td></td><td></td><td></td></tr> <tr><td style="background-color: #D9534F;">March</td><td></td><td></td><td></td><td></td><td></td></tr> <tr><td style="background-color: #D9534F;">April</td><td></td><td></td><td></td><td></td><td></td></tr> <tr><td style="background-color: #D9534F;">May</td><td></td><td></td><td></td><td></td><td></td></tr> <tr><td style="background-color: #D9534F;">June</td><td></td><td></td><td></td><td></td><td></td></tr> <tr style="background-color: #D9D9D9;"> <td>Total</td> <td>68</td> <td>68</td> <td>35</td> <td>33</td> <td>0</td> </tr> </tbody> </table> | Year 4 – Medical | | | | | | Month | Number of Patients Served | Number of Visits | Medical Visits | Dental Visits | Total Uninsured | July | 3 | 3 | 0 | 3 | 0 | August | 2 | 2 | 0 | 2 | 0 | September | 4 | 4 | 0 | 4 | 0 | October | 48 | 48 | 32 | 16 | 0 | November | 4 | 4 | 0 | 4 | 0 | December | 7 | 7 | 3 | 4 | 0 | January | | | | | | February | | | | | | March | | | | | | April | | | | | | May | | | | | | June | | | | | | Total | 68 | 68 | 35 | 33 | 0 |
| Year 4 – Medical | | | | | | | | | | | | | | | | | | | | | | | | | | | | | | | | | | | | | | | | | | | | | | | | | | | | | | | | | | | | | | | | | | | | | | | | | | | | | | | | | | | | | | | | | | | | |
| Month | Number of Patients Served | Number of Visits | Medical Visits | Dental Visits | Total Uninsured | | | | | | | | | | | | | | | | | | | | | | | | | | | | | | | | | | | | | | | | | | | | | | | | | | | | | | | | | | | | | | | | | | | | | | | | | | | | | | | | | | | | | | | |
| July | 3 | 3 | 0 | 3 | 0 | | | | | | | | | | | | | | | | | | | | | | | | | | | | | | | | | | | | | | | | | | | | | | | | | | | | | | | | | | | | | | | | | | | | | | | | | | | | | | | | | | | | | | | |
| August | 2 | 2 | 0 | 2 | 0 | | | | | | | | | | | | | | | | | | | | | | | | | | | | | | | | | | | | | | | | | | | | | | | | | | | | | | | | | | | | | | | | | | | | | | | | | | | | | | | | | | | | | | | |
| September | 4 | 4 | 0 | 4 | 0 | | | | | | | | | | | | | | | | | | | | | | | | | | | | | | | | | | | | | | | | | | | | | | | | | | | | | | | | | | | | | | | | | | | | | | | | | | | | | | | | | | | | | | | |
| October | 48 | 48 | 32 | 16 | 0 | | | | | | | | | | | | | | | | | | | | | | | | | | | | | | | | | | | | | | | | | | | | | | | | | | | | | | | | | | | | | | | | | | | | | | | | | | | | | | | | | | | | | | | |
| November | 4 | 4 | 0 | 4 | 0 | | | | | | | | | | | | | | | | | | | | | | | | | | | | | | | | | | | | | | | | | | | | | | | | | | | | | | | | | | | | | | | | | | | | | | | | | | | | | | | | | | | | | | | |
| December | 7 | 7 | 3 | 4 | 0 | | | | | | | | | | | | | | | | | | | | | | | | | | | | | | | | | | | | | | | | | | | | | | | | | | | | | | | | | | | | | | | | | | | | | | | | | | | | | | | | | | | | | | | |
| January | | | | | | | | | | | | | | | | | | | | | | | | | | | | | | | | | | | | | | | | | | | | | | | | | | | | | | | | | | | | | | | | | | | | | | | | | | | | | | | | | | | | | | | | | | | | |
| February | | | | | | | | | | | | | | | | | | | | | | | | | | | | | | | | | | | | | | | | | | | | | | | | | | | | | | | | | | | | | | | | | | | | | | | | | | | | | | | | | | | | | | | | | | | | |
| March | | | | | | | | | | | | | | | | | | | | | | | | | | | | | | | | | | | | | | | | | | | | | | | | | | | | | | | | | | | | | | | | | | | | | | | | | | | | | | | | | | | | | | | | | | | | |
| April | | | | | | | | | | | | | | | | | | | | | | | | | | | | | | | | | | | | | | | | | | | | | | | | | | | | | | | | | | | | | | | | | | | | | | | | | | | | | | | | | | | | | | | | | | | | |
| May | | | | | | | | | | | | | | | | | | | | | | | | | | | | | | | | | | | | | | | | | | | | | | | | | | | | | | | | | | | | | | | | | | | | | | | | | | | | | | | | | | | | | | | | | | | | |
| June | | | | | | | | | | | | | | | | | | | | | | | | | | | | | | | | | | | | | | | | | | | | | | | | | | | | | | | | | | | | | | | | | | | | | | | | | | | | | | | | | | | | | | | | | | | | |
| Total | 68 | 68 | 35 | 33 | 0 | | | | | | | | | | | | | | | | | | | | | | | | | | | | | | | | | | | | | | | | | | | | | | | | | | | | | | | | | | | | | | | | | | | | | | | | | | | | | | | | | | | | | | | |

| Goal | Goal/ Objective/ Other Topics | Successes, Emergent Issues, Challenges, Findings, and Supporting Information (Graphs, reports, indicator results, etc.) | | | | | |
|------|----------------------------------|--|--------------------------------------|-----------------------------|-----------------------|----------------------|----------------------------|
| | | Year 3 – Medical | | | | | |
| | | Month | Number of Patients Served | Number of Visits | Medical Visits | Dental Visits | Total Uninsured |
| | | July | 26 | 26 | 26 | 0 | 2 |
| | | August | 27 | 27 | 27 | 0 | 4 |
| | | September | 9 | 9 | 9 | 0 | 2 |
| | | October | 15 | 15 | 15 | 0 | 8 |
| | | November | 9 | 9 | 9 | 0 | 2 |
| | | December | 14 | 14 | 14 | 0 | 6 |
| | | January | 7 | 7 | 7 | 0 | 1 |
| | | February | 4 | 4 | 2 | 2 | 0 |
| | | March | 11 | 11 | 3 | 8 | 3 |
| | | April | 4 | 4 | 1 | 3 | 0 |
| | | May | 4 | 4 | 1 | 4 | 0 |
| | | June | 0 | 0 | 0 | 0 | 0 |
| | | July | 0 | 0 | 0 | 3 | 0 |
| | | Total | 130 | 130 | 114 | 20 | 28 |
| | | Year 2 | | | | | |
| | | Month | Number of Patients Served | Number of Visits | Medical Visits | Dental Visits | Total Uninsured |
| | | July | 15 | 15 | 15 | 0 | 4 |
| | | August | 38 | 38 | 38 | 0 | 9 |
| | | September | 12 | 13 | 13 | 0 | 5 |
| | | October | 19 | 19 | 19 | 0 | 1 |
| | | November | 9 | 9 | 9 | 0 | 1 |
| | | December | 17 | 17 | 17 | 0 | 2 |
| | | January | 12 | 13 | 13 | 0 | 3 |
| | | February | 10 | 10 | 10 | 0 | 3 |
| | | March | 5 | 5 | 5 | 0 | 0 |
| | | April | 6 | 6 | 6 | 0 | 3 |
| | | May | 17 | 19 | 19 | 0 | 4 |
| | | June | 28 | 30 | 30 | 0 | 2 |
| | | Total | 188 | 194 | 194 | 0 | 37 |

| Goal | Goal/ Objective/ Other Topics | Successes, Emergent Issues, Challenges, Findings, and Supporting Information (Graphs, reports, indicator results, etc.) | | | | | |
|---|--------------------------------------|--|-----------------------|----------------------|----------------------------|--|--|
| | | Year 1 | | | | | |
| | | | | | | | |
| Month | Number of Patients Served | Number of Visits | Medical Visits | Dental Visits | Total Uninsured | | |
| July | 51 | 52 | 52 | 0 | 8 | | |
| August | 59 | 62 | 62 | 0 | 19 | | |
| September | 28 | 31 | 31 | 0 | 5 | | |
| October | 33 | 36 | 36 | 0 | 13 | | |
| November | 24 | 27 | 27 | 0 | 14 | | |
| December | 91 | 101 | 101 | 0 | 31 | | |
| January | 171 | 200 | 200 | 0 | 52 | | |
| February | 24 | 43 | 43 | 0 | 4 | | |
| March | 10 | 30 | 30 | 0 | 2 | | |
| April | 28 | 37 | 37 | 0 | 6 | | |
| May | 14 | 23 | 23 | 0 | 3 | | |
| June | 37 | 41 | 41 | 0 | 6 | | |
| Total | 570 | 683 | 683 | 0 | 160 | | |
| <p>Dental services were inaugurated on January 10, 2024, offering a range of preventative measures. These encompass comprehensive dental examinations, inclusive of X-rays, cleanings, and the application of sealants. As the mobile dental clinic operates within space constraints, individuals requiring comprehensive dental services will be directed to the nearest DAP Health dental facility for further assistance.</p> | | | | | | | |
| <p>Please refer to the table below for a comprehensive overview of the total number of patients served from the inception of services on January 10, 2024, up to the current reporting period.</p> | | | | | | | |

| Goal | Goal/ Objective/ Other Topics | Successes, Emergent Issues, Challenges, Findings, and Supporting Information (Graphs, reports, indicator results, etc.) | | | | |
|------|----------------------------------|--|------------------------------|----------------------------------|-------------------------|------------------------|
| | | Year 3 – Dental | | | | |
| | | Month | Appointment Scheduled | Number of Patients Served | Number of Visits | Total Uninsured |
| | | January | 3 | 0 | 0 | 0 |
| | | February | 5 | 1 | 2 | 0 |
| | | March | 12 | 8 | 8 | 0 |
| | | April | 8 | 3 | 3 | 0 |
| | | May | 7 | 4 | 4 | 0 |
| | | June | 0 | 0 | 0 | 0 |
| | | Total | 35 | 16 | 17 | 0 |
| | | Year 4 – Dental | | | | |
| | | Month | Appointment Scheduled | Number of Patients Served | Number of Visits | Total Uninsured |
| | | July | 3 | 3 | 3 | 0 |
| | | August | 4 | 2 | 2 | 0 |
| | | September | 4 | 4 | 4 | 0 |
| | | October | 21 | 16 | 16 | 0 |
| | | November | 4 | 4 | 4 | 0 |
| | | December | 4 | 4 | 4 | 0 |
| | | Total | 40 | 33 | 33 | 0 |

| Goal | Goal/ Objective/ Other Topics | Successes, Emergent Issues, Challenges, Findings, and Supporting Information (Graphs, reports, indicator results, etc.) |
|--|---|---|
| <p>3. Community Education Event</p> | <p>Conduct community education events and activities to address health care and other wellness topics</p> | <p>The December Vibe Well Youth Wellness Series, held on December 18th, 2024, was facilitated by DAP Health Community Health Specialist Norma Carrasco, with assistance from Grace Ayala. The "New Beginnings " session, themed around Setting Intentions for 2025, engaged 15 youth in a year end activity designed to encourage reflection, creativity and goal setting.</p> <p>Each youth filled an ornament with written intentions that included personal goals, affirmations or dreams for 2025.</p> |
| <p>4. Enabling Services</p> | <p>By June 30, 2024, provide 600 individuals with assistance for applications, retention, addressing issues with their healthcare coverage and/or enabling services.</p> | <p>During this reporting period, one (0) uninsured patients were served.</p> <p>As part of our standard protocol, uninsured patients undergo screening to determine eligibility for programs that may mitigate or alleviate the costs associated with health and dental services. Furthermore, uninsured, or underinsured individuals are directed to our Care Coordinator Specialist for assistance in securing permanent insurance enrollment.</p> <p>Please refer to the table below for a comprehensive overview of the total number of patients services since the inception of services on July 12th, 2021, up to the current reporting period, who lacked insurance coverage and were successfully enrolled in a health program or insurance.</p> |

| Goal | Goal/ Objective/ Other Topics | Successes, Emergent Issues, Challenges, Findings, and Supporting Information (Graphs, reports, indicator results, etc.) | | | | |
|------|----------------------------------|--|---|------------------------------------|---------------------------------|---------------------------------------|
| | | Year 3 | | | | |
| | | Month | Total Patients Served (insured + Uninsured) | Total Visits (Insured + Uninsured) | Total Patients seen - Uninsured | Patients Enrolled in Health Insurance |
| | | July | 26 | 26 | 2 | 0 |
| | | August | 27 | 27 | 4 | 1 |
| | | September | 9 | 9 | 2 | 2 |
| | | October | 15 | 15 | 8 | 6 |
| | | November | 9 | 9 | 2 | 1 |
| | | December | 14 | 14 | 6 | 4 |
| | | January | 7 | 7 | 1 | 2 |
| | | February | 4 | 4 | 0 | 0 |
| | | March | 11 | 11 | 3 | 1 |
| | | April | 4 | 4 | 0 | 0 |
| | | May | 4 | 4 | 0 | 0 |
| | | June | 0 | 0 | 0 | 0 |
| | | July | 3 | 3 | 0 | 0 |
| | | Total | 133 | 133 | 28 | 17 |

| Goal | Goal/ Objective/ Other Topics | Successes, Emergent Issues, Challenges, Findings, and Supporting Information (Graphs, reports, indicator results, etc.) | | | | |
|------|----------------------------------|--|---|------------------------------------|---------------------------------|---------------------------------------|
| | | Year 4 | | | | |
| | | Month | Total Patients Served (insured + Uninsured) | Total Visits (Insured + Uninsured) | Total Patients seen - Uninsured | Patients Enrolled in Health Insurance |
| | | July | 3 | 3 | 0 | 0 |
| | | August | 2 | 2 | 0 | 0 |
| | | September | 4 | 4 | 0 | 0 |
| | | October | 48 | 48 | 0 | 0 |
| | | November | 4 | 4 | 0 | 0 |
| | | December | 7 | 7 | 0 | 0 |
| | | | | | | |
| | | | | | | |
| | | | | | | |
| | | | | | | |
| | | | | | | |
| | | | | | | |
| | | | | | | |
| | | | | | | |
| | | Total | 68 | 68 | 0 | 0 |

| Goal | Goal/ Objective/ Other Topics | Successes, Emergent Issues, Challenges, Findings, and Supporting Information (Graphs, reports, indicator results, etc.) | | | | |
|------|----------------------------------|--|---|------------------------------------|---------------------------------|---------------------------------------|
| | | Year 2 | | | | |
| | | Month | Total Patients Served (insured + Uninsured) | Total Visits (Insured + Uninsured) | Total Patients seen - Uninsured | Patients Enrolled in Health Insurance |
| | | July | 15 | 15 | 4 | 9 |
| | | August | 38 | 38 | 9 | 4 |
| | | September | 12 | 13 | 5 | 2 |
| | | October | 19 | 19 | 1 | 0 |
| | | November | 9 | 9 | 1 | 0 |
| | | December | 17 | 17 | 2 | 4 |
| | | January | 12 | 13 | 3 | 0 |
| | | February | 10 | 10 | 3 | 1 |
| | | March | 5 | 5 | 0 | 0 |
| | | April | 6 | 6 | 3 | 2 |
| | | May | 17 | 19 | 4 | 6 |
| | | June | 28 | 30 | 2 | 4 |
| | | Total | 188 | 194 | 37 | 32 |
| | | Year 1 | | | | |
| | | Month | Total Patients Served (insured + Uninsured) | Total Visits (Insured + Uninsured) | Total Patients seen -Uninsured | Patients Enrolled in Health Insurance |
| | | July | 51 | 52 | 8 | 0 |
| | | August | 59 | 62 | 19 | 12 |
| | | September | 28 | 31 | 5 | 8 |
| | | October | 33 | 36 | 13 | 11 |
| | | November | 24 | 27 | 14 | 7 |
| | | December | 91 | 101 | 31 | 7 |
| | | January | 171 | 200 | 52 | 16 |
| | | February | 35 | 43 | 4 | 14 |
| | | March | 20 | 30 | 2 | 6 |
| | | April | 28 | 37 | 6 | 13 |
| | | May | 21 | 23 | 3 | 9 |
| | | June | 36 | 41 | 6 | 11 |
| | | Total | 597 | 683 | 163 | 114 |

| Goal | Goal/ Objective/ Other Topics | Successes, Emergent Issues, Challenges, Findings, and Supporting Information (Graphs, reports, indicator results, etc.) | | | | | | | | | | | | | | | | | | | | | | | | | | | | | | | | | | | | | | | | | | | | | | | | | | | | | | | | | | | | | | | | | | | | | | | | | | | | | | | |
|-----------------------------------|---|---|-------------|-----------|--|--|-----------------------------------|--|--|--|--|-------|-------------|-------------|-------------|-----------|------|----|---|---|---|--------|----|----|---|---|-----------|---|---|---|---|---------|----|---|---|---|----------|---|---|---|---|----------|----|---|---|---|---------|----|---|---|--|----------|---|---|---|--|-------|---|---|---|--|-------|----|---|---|--|-----|---|---|---|--|------|----|---|---|--|-------|-----|----|----|----|
| 5. Teen Health | <p>Include a teen health component that addresses risk behaviors. By June 30, 2024, 300 unduplicated teens will have participated in educational activities or received health care services.</p> | <p>During this reporting period, one (5) patients between the ages of twelve (12) to nineteen (19) years old were served.</p> <table border="1" data-bbox="768 380 1944 1000"> <thead> <tr> <th colspan="5" data-bbox="768 380 1944 415">Teen Health Visits 2021 - Present</th> </tr> <tr> <th data-bbox="768 420 926 548">Month</th> <th data-bbox="932 420 1203 548">2021 – 2022</th> <th data-bbox="1209 420 1455 548">2022 – 2023</th> <th data-bbox="1461 420 1696 548">2023 – 2024</th> <th data-bbox="1703 420 1944 548">2024-2025</th> </tr> </thead> <tbody> <tr> <td data-bbox="768 553 926 581">July</td> <td data-bbox="932 553 1203 581">38</td> <td data-bbox="1209 553 1455 581">6</td> <td data-bbox="1461 553 1696 581">8</td> <td data-bbox="1703 553 1944 581">0</td> </tr> <tr> <td data-bbox="768 586 926 613">August</td> <td data-bbox="932 586 1203 613">36</td> <td data-bbox="1209 586 1455 613">11</td> <td data-bbox="1461 586 1696 613">1</td> <td data-bbox="1703 586 1944 613">1</td> </tr> <tr> <td data-bbox="768 618 926 646">September</td> <td data-bbox="932 618 1203 646">5</td> <td data-bbox="1209 618 1455 646">1</td> <td data-bbox="1461 618 1696 646">1</td> <td data-bbox="1703 618 1944 646">1</td> </tr> <tr> <td data-bbox="768 651 926 678">October</td> <td data-bbox="932 651 1203 678">15</td> <td data-bbox="1209 651 1455 678">1</td> <td data-bbox="1461 651 1696 678">3</td> <td data-bbox="1703 651 1944 678">8</td> </tr> <tr> <td data-bbox="768 683 926 711">November</td> <td data-bbox="932 683 1203 711">6</td> <td data-bbox="1209 683 1455 711">3</td> <td data-bbox="1461 683 1696 711">1</td> <td data-bbox="1703 683 1944 711">1</td> </tr> <tr> <td data-bbox="768 716 926 743">December</td> <td data-bbox="932 716 1203 743">10</td> <td data-bbox="1209 716 1455 743">3</td> <td data-bbox="1461 716 1696 743">1</td> <td data-bbox="1703 716 1944 743">5</td> </tr> <tr> <td data-bbox="768 748 926 776">January</td> <td data-bbox="932 748 1203 776">34</td> <td data-bbox="1209 748 1455 776">1</td> <td data-bbox="1461 748 1696 776">1</td> <td data-bbox="1703 748 1944 776"></td> </tr> <tr> <td data-bbox="768 781 926 808">February</td> <td data-bbox="932 781 1203 808">6</td> <td data-bbox="1209 781 1455 808">1</td> <td data-bbox="1461 781 1696 808">0</td> <td data-bbox="1703 781 1944 808"></td> </tr> <tr> <td data-bbox="768 813 926 841">March</td> <td data-bbox="932 813 1203 841">1</td> <td data-bbox="1209 813 1455 841">2</td> <td data-bbox="1461 813 1696 841">2</td> <td data-bbox="1703 813 1944 841"></td> </tr> <tr> <td data-bbox="768 846 926 873">April</td> <td data-bbox="932 846 1203 873">10</td> <td data-bbox="1209 846 1455 873">2</td> <td data-bbox="1461 846 1696 873">1</td> <td data-bbox="1703 846 1944 873"></td> </tr> <tr> <td data-bbox="768 878 926 906">May</td> <td data-bbox="932 878 1203 906">1</td> <td data-bbox="1209 878 1455 906">0</td> <td data-bbox="1461 878 1696 906">1</td> <td data-bbox="1703 878 1944 906"></td> </tr> <tr> <td data-bbox="768 911 926 938">June</td> <td data-bbox="932 911 1203 938">21</td> <td data-bbox="1209 911 1455 938">6</td> <td data-bbox="1461 911 1696 938">0</td> <td data-bbox="1703 911 1944 938"></td> </tr> <tr> <td data-bbox="768 943 926 971">Total</td> <td data-bbox="932 943 1203 971">183</td> <td data-bbox="1209 943 1455 971">37</td> <td data-bbox="1461 943 1696 971">20</td> <td data-bbox="1703 943 1944 971">16</td> </tr> </tbody> </table> | | | | | Teen Health Visits 2021 - Present | | | | | Month | 2021 – 2022 | 2022 – 2023 | 2023 – 2024 | 2024-2025 | July | 38 | 6 | 8 | 0 | August | 36 | 11 | 1 | 1 | September | 5 | 1 | 1 | 1 | October | 15 | 1 | 3 | 8 | November | 6 | 3 | 1 | 1 | December | 10 | 3 | 1 | 5 | January | 34 | 1 | 1 | | February | 6 | 1 | 0 | | March | 1 | 2 | 2 | | April | 10 | 2 | 1 | | May | 1 | 0 | 1 | | June | 21 | 6 | 0 | | Total | 183 | 37 | 20 | 16 |
| Teen Health Visits 2021 - Present | | | | | | | | | | | | | | | | | | | | | | | | | | | | | | | | | | | | | | | | | | | | | | | | | | | | | | | | | | | | | | | | | | | | | | | | | | | | | | | | | |
| Month | 2021 – 2022 | 2022 – 2023 | 2023 – 2024 | 2024-2025 | | | | | | | | | | | | | | | | | | | | | | | | | | | | | | | | | | | | | | | | | | | | | | | | | | | | | | | | | | | | | | | | | | | | | | | | | | | | | |
| July | 38 | 6 | 8 | 0 | | | | | | | | | | | | | | | | | | | | | | | | | | | | | | | | | | | | | | | | | | | | | | | | | | | | | | | | | | | | | | | | | | | | | | | | | | | | | |
| August | 36 | 11 | 1 | 1 | | | | | | | | | | | | | | | | | | | | | | | | | | | | | | | | | | | | | | | | | | | | | | | | | | | | | | | | | | | | | | | | | | | | | | | | | | | | | |
| September | 5 | 1 | 1 | 1 | | | | | | | | | | | | | | | | | | | | | | | | | | | | | | | | | | | | | | | | | | | | | | | | | | | | | | | | | | | | | | | | | | | | | | | | | | | | | |
| October | 15 | 1 | 3 | 8 | | | | | | | | | | | | | | | | | | | | | | | | | | | | | | | | | | | | | | | | | | | | | | | | | | | | | | | | | | | | | | | | | | | | | | | | | | | | | |
| November | 6 | 3 | 1 | 1 | | | | | | | | | | | | | | | | | | | | | | | | | | | | | | | | | | | | | | | | | | | | | | | | | | | | | | | | | | | | | | | | | | | | | | | | | | | | | |
| December | 10 | 3 | 1 | 5 | | | | | | | | | | | | | | | | | | | | | | | | | | | | | | | | | | | | | | | | | | | | | | | | | | | | | | | | | | | | | | | | | | | | | | | | | | | | | |
| January | 34 | 1 | 1 | | | | | | | | | | | | | | | | | | | | | | | | | | | | | | | | | | | | | | | | | | | | | | | | | | | | | | | | | | | | | | | | | | | | | | | | | | | | | | |
| February | 6 | 1 | 0 | | | | | | | | | | | | | | | | | | | | | | | | | | | | | | | | | | | | | | | | | | | | | | | | | | | | | | | | | | | | | | | | | | | | | | | | | | | | | | |
| March | 1 | 2 | 2 | | | | | | | | | | | | | | | | | | | | | | | | | | | | | | | | | | | | | | | | | | | | | | | | | | | | | | | | | | | | | | | | | | | | | | | | | | | | | | |
| April | 10 | 2 | 1 | | | | | | | | | | | | | | | | | | | | | | | | | | | | | | | | | | | | | | | | | | | | | | | | | | | | | | | | | | | | | | | | | | | | | | | | | | | | | | |
| May | 1 | 0 | 1 | | | | | | | | | | | | | | | | | | | | | | | | | | | | | | | | | | | | | | | | | | | | | | | | | | | | | | | | | | | | | | | | | | | | | | | | | | | | | | |
| June | 21 | 6 | 0 | | | | | | | | | | | | | | | | | | | | | | | | | | | | | | | | | | | | | | | | | | | | | | | | | | | | | | | | | | | | | | | | | | | | | | | | | | | | | | |
| Total | 183 | 37 | 20 | 16 | | | | | | | | | | | | | | | | | | | | | | | | | | | | | | | | | | | | | | | | | | | | | | | | | | | | | | | | | | | | | | | | | | | | | | | | | | | | | |

IMPROVING ACCESS TO HEALTHCARE IN DESERT HIGHLAND GATEWAY ESTATES



December 16, 2024

**November
Overview regarding
Utilization of services.**



**November
Appointment Scheduled - 4
Number of Patients Served - 4
Number of Visits - 4**

**YTD Total
Number of Patients Served- 32
Number of Visits- 32
Medical Visits - 32**



November Dental Services Updates



November
Appointment Scheduled - 4
Number of Patients Served - 4
Number of Visits - 4

YTD Totals
Appointment Scheduled - 36
Number of Patients Served - 29
Number of Visits - 29



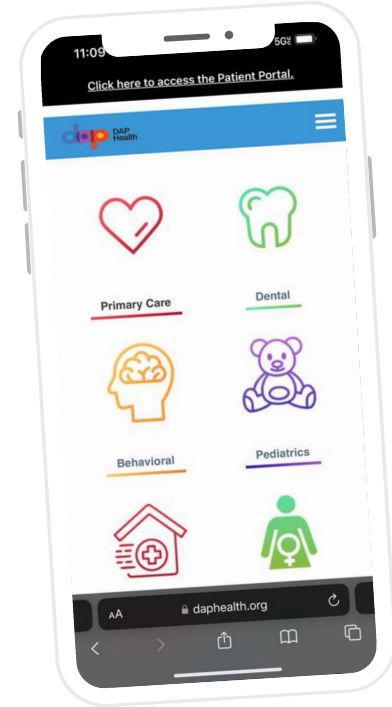


Staff Update


**RN's
Scheduled
every other
Wednesday**



Telehealth Equipment



Visits Every Other Wednesday



November Vibe Well- Youth Wellness Series





VIBE WELL

NOVEMBER 2024 YOUTH WELLNESS SERIES

Gratitude & Growth: A Wellness Harvest

Facilitated by: Norma Aleman Carrasco , Community Health Specialist

Assisted by: Grace Ayala , Community Health Specialist

Held on: Wednesday, November 20th, 2024


Participants: 17 youth



Seventeen youth participated in the "Gratitude & Growth: A Wellness Harvest" Vibe Well event, a Thanksgiving-themed activity designed to promote self-reflection, creativity, and gratitude. Participants engaged in creating turkey hand crafts, a structured activity encouraging them to identify and express positive aspects of their lives.

Each youth was prompted to write two things they were grateful for, one thing they liked about themselves, and one food they were looking forward to on Thanksgiving. This exercise fostered self-awareness and gratitude, aligning with the program's goals of enhancing emotional wellness.

The activity culminated in the creation of 20 decorated turkey hands, adorned with feathers, googly eyes, glitter leaves, and markers, demonstrating the participants' creativity and engagement. The event provided a safe, supportive space for youth to reflect on their strengths and practice gratitude, contributing to their overall wellness.



| | |
|--|----------------------------|
| Attendees: April Grissom, Manny, Melissa, Tony | Facilitator: Manny/Melissa |
| Absent: Jarvis, Donna & Andrea | Recorder: Tony |

| Topic | Notes | Action Item | Person Assigned | Due Date |
|---|---|-------------|-----------------|----------|
| Kick off and Welcomes Manny/Melissa | <ul style="list-style-type: none"> Overview: | | | |
| Overview Utilization of Services Melissa | <ul style="list-style-type: none"> October - RV Number of Patients Served - 48 Number of Visits – 48 Medical Visits - 32 YTD Total -RV Number of Patients Served- 57 Number of Visits- 57 Medical Visits - 32 October - Dental Appointment Scheduled - 21 Number of Patients Served - 16 Number of Visits - 16 YTD Totals - Dental Appointment Scheduled - 32 Number of Patients Served - 25 Number of Visits - 25 RN scheduled every Wednesday Tele Health Started 10/16/24 | | | |

| | | | | |
|--------------------------------|--|---------------------------|--|--|
| <p>Outreach Manny Muro</p> | <ul style="list-style-type: none"> • Vibe Well – Youth Wellness series: October 2024 • Spooktacular Health Fest: • Facilitated by: Norma Aleman Carrasco, Community Health Educator • Assisted by: Jasmine Caballero, Community Health Educators • Held on: Wednesday, October 30th, 2024, • The Halloween Carnival Vibe Well event engaged 100 attendees, primarily children, in a festive celebration of wellness and health. Two interactive activities—Spin the Wheel and Token Drop—promoted healthy habits in a fun and engaging way. • Spin the Wheel: Kids answered wellness questions like "How many times should you brush your teeth?" and won small prizes for correct answers. • Token Drop: Participants dropped tokens to win a healthy snack, combining excitement with a health-focused message. • These activities fostered individual connections, reinforcing the importance of wellness during the holiday season and supporting Vibe Well’s mission to promote year-round youth health. <ul style="list-style-type: none"> • Overview & Key Accomplishments of the • Vibe Well " Youth Wellness Series • Promoted youth wellness through monthly educational and interactive sessions. • Duration: March – October 2024. • Engaged 234 youth participants from diverse backgrounds. • Accomplishments: • Successful execution of all planned sessions. • Community involvement fostered collaboration with local youth groups. • On track to meet grant deliverables. | | | |
| <p>Q and A/ Open Forum</p> | <ul style="list-style-type: none"> • N/A | <p>Melissa/ Manny</p> | | |
| <p>adjourn</p> | <p>Meeting adjourned 3:15PM</p> | | | |

DESERT HEALTHCARE FOUNDATION
OUTSTANDING GRANTS AND GRANT PAYMENT SCHEDULE
 January 31, 2025

TWELVE MONTHS ENDING JUNE 30, 2025

| | | | | 6/30/2024 | New Grants | Total Paid | 1/31/2025 | |
|--|---|---------------------|--|---------------------|------------------------------------|---------------------|---------------------|-------------------|
| A/C 2190 and A/C 2186-Long term | | | | Open | Current Yr | | Open | |
| Grant ID Nos. | Name | | | BALANCE | 2024-2025 | July-June | BALANCE | |
| BOD-04-24-18 & 06-28-22 | Behavioral Health Initiative Collective Fund + Expansion | | | \$ 851,542 | | \$ 141,195 | \$ 716,351 | Behavioral Health |
| 2018-BOD-06-26-18 | Avery Trust Funds-Committed to Pulmonary services | | | \$ 485,052 | | \$ - | \$ 485,052 | Avery Trust |
| 2019-1006-BOD-06-25-19 | DHCD - Homelessness Initiative Collective Fund | | | \$ 19,345 | | \$ 3,733 | \$ 15,612 | Homelessness |
| 2021-1288-BOD-07-27-21 | DAP Health (Borrego Community) - Improving Access to Healthcare - 3 Yrs | | | \$ 273,693 | | \$ 70,827 | \$ 202,866 | |
| Res. NO. 22-17 | Carry-Over Funds* | | | \$ 1,477,916 | | \$ 997,353 | \$ 480,563 | |
| 2024-1477-BOD-12-17-24 | DAP Health - Improved Access to Diagnosis and Treatment for Conditions related to Poor Air Quality - 2 Yrs. | | | | \$ 200,000 | \$ 45,000 | \$ 155,000 | |
| 2024-1479-BOD-12-17-24 | Youth Leadership Institute - ECV CARES - 2 Yrs. | | | | \$ 200,000 | \$ 45,000 | \$ 155,000 | |
| 2024-1480-BOD-12-17-24 | Desert Recreation Foundation - Youth CARE (Clean Air and Recreation for Everyone) - 2 Yrs. | | | | \$ 197,477 | \$ 44,433 | \$ 153,044 | |
| 2024-1483-BOD-12-17-24 | Vision y Compromiso - Asthma Preventative Services to Mitigate Air Quality Conditions - 2 Yrs. | | | | \$ 200,000 | \$ 45,000 | \$ 155,000 | |
| 2024-1484-BOD-12-17-24 | Asthma and Allergy Foundation of America - RESCUE Coachella Valley - 2 Yrs. | | | | \$ 199,876 | \$ 44,972 | \$ 154,904 | |
| 2024-MOU-BOD-06-25-24 | HARC - 2025 Coachella Valley Health Survey - 2 Yrs. | | | \$ 66,240 | | \$ 66,240 | \$ - | |
| TOTAL GRANTS | | | | \$ 3,173,789 | \$ 997,353 | \$ 1,503,754 | \$ 2,673,392 | |
| YTD Summary: | | | | | | | | |
| | | | | | Uncommitted & Available | | | |
| Behavioral Health Initiative Collective Fund | \$ 716,351 | \$ 709,662 | | | | | | |
| Avery Trust - Pulmonary Services | \$ 485,052 | \$ 485,052 | | | | | | |
| West Valley Homelessness Initiative | \$ 15,612 | \$ - | | | | | | |
| Carry-Over Funds | \$ 480,563 | \$ 480,563 | | | | | | |
| Environmental Health RFP | \$ 997,353 | \$ - | | | | | | |
| Total | \$ 2,694,931 | \$ 1,675,277 | | | | | | |
| Amts available/remaining for Grant/Programs - FY 2024-25: | | | | | | | | |
| Amount budgeted 2024-2025 | | \$ 10,000 | | \$ 10,000 | | | | |
| Amount granted year to date | | \$ (997,353) | | \$ - | | | | |
| Mini Grants: | | | | | | | | |
| Net adj - Grants not used: | Unused Technical Assistance from RAP Collaboration ; 1334 | \$ 30,276 | | | | | | |
| Contributions / Additional Funding | | | | | | | | |
| Prior Year Commitments & Carry-Over Funds | | \$ 1,477,916 | | | | | | |
| Balance available for Grants/Programs | | \$ 520,839 | | | | | | |
| * Value listed in Total Paid column reflects funds granted from carryover funds. Actual grant payments will be reflected under the respective grant. | | | | | | | | |

| DESERT HEALTHCARE FOUNDATION | | | | | | | | |
|--|-------------------------------------|-------------------|------------------|----------------------|--------------------------|-------------------|--------------------|--|
| OUTSTANDING PASS-THROUGH GRANTS AND GRANT PAYMENT SCHEDULE | | | | | | | | |
| January 31, 2025 | | | | | | | | |
| FISCAL YEAR ENDING JUNE 30, 2025 | | | | | | | | |
| Grant ID Nos. | Name | TOTAL Grant | 6/30/2024 Open | Current Yr 2024-2025 | Total Paid July-June | 1/31/2025 Payable | Remaining Funds | |
| | | | BALANCE | | | BALANCE | BALANCE | |
| BOD - 07/25/23 - USAging: Aging and Disability Vaccination Collaborative - End date 3/31/25 | | | | | | | | |
| Grant # 90HDC0001-01-00 | TOTAL CBOs | \$ 222,332 | \$ 25,000 | \$ - | \$ - | \$ 17,408 | \$ 7,592 | |
| | Total DHCF | \$ 119,316 | \$ 57,347 | \$ - | \$ 5,924 | \$ 40,238 | \$ 11,185 | |
| TOTAL GRANTS | TOTAL | \$ 341,648 | \$ 82,347 | \$ - | \$ 5,924 | \$ 57,646 | \$ 18,777 | |
| Amts available/remaining for Grant/Programs - FY 2024-25: | | | | | | | | |
| Pass-Through Organizations billed to date | | \$ 17,408 | | | | | Grant Funds | |
| Foundation Administration Costs | | \$ 46,162 | | | | | RFP | |
| Contributions / Additional Funding | Reimbursements received and pending | \$ (63,570) | | | Total Grant | \$ 341,648 | | |
| Balance available for Grants/Programs | | \$ - | | | Received to Date | \$ 307,483 | | |
| | | | | | Balance Remaining | \$ 34,165 | | |