



**DESERT HEALTHCARE FOUNDATION
PROGRAM COMMITTEE
Program Committee Meeting
July 09, 2024
5:30 P.M.**

Immediately Following the Program Committee District Meeting

In lieu of attending the meeting in person, members of the public can participate by webinar using the following Zoom link:

<https://us02web.zoom.us/j/88994867070?pwd=aGMzRWNZTDhqRFJsT2hVQzhpRWl0Zz09>

Webinar ID: 889 9486 7070

Password: 295634

Members of the public may also participate by telephone, using the following dial-in information:

Dial in #:(669) 900-6833 or (833) 548-0276

Webinar ID: 889 9486 7070

Password: 295634

| <i>Page(s)</i> | AGENDA | <i>Item Type</i> |
|----------------|--|------------------|
| | I. Call to Order – President Evett PerezGil, Committee Chairperson | |
| 1-2 | II. Approval of Agenda | Action |
| 3-5 | III. Meeting Minutes 1. June 11, 2024 | Action |
| | IV. Public Comments At this time, comments from the audience may be made on items <u>not</u> listed on the agenda that are of public interest and within the subject-matter jurisdiction of the District. The Committee has a policy of limiting speakers to not more than three minutes. The Committee cannot take action on items not listed on the agenda. Public input may be offered on an agenda item when it comes up for discussion and/or action. | |
| 6-7 | V. Old Business 1. Grant Payment Schedules | Information |
| 8-9 | 2. Coachella Valley Equity Collaborative a. USAging Grant Updates | Information |
| 10-47 | 3. DPMG Health Medical Mobile Unit Operations | Information |
| 48-78 | 4. Improving Access to Healthcare in Desert Highland Gateway Estates (DHGE) – May 2024 Report – DAP Health - Borrego Health Foundation | Information |
| 79-80 | 5. Environmental Health Initiative RFP: Mitigating Air Quality Related Health Conditions – Update | Information |



**DESERT HEALTHCARE FOUNDATION
PROGRAM COMMITTEE
Program Committee Meeting
July 09, 2024
5:30 P.M.**

Immediately Following the Program Committee District Meeting

In lieu of attending the meeting in person, members of the public can participate by webinar using the following Zoom link:

<https://us02web.zoom.us/j/88994867070?pwd=aGMzRWNZTDhqRFJsT2hVQzhpRWI0Zz09>

Webinar ID: 889 9486 7070

Password: 295634

Members of the public may also participate by telephone, using the following dial-in information:

Dial in #:(669) 900-6833 or (833) 548-0276

Webinar ID: 889 9486 7070

Password: 295634

VI. Program Updates

81-89

1. Progress and Final Report Update

VII. Adjournment

Next Scheduled Meeting September 10, 2024

The undersigned certifies that a copy of this agenda was posted in the front entrance to the Desert Healthcare District offices located at 1140 North Indian Canyon Drive, Palm Springs, California, and the front entrance of the Desert Healthcare District located at the Regional Access Project Foundation, 41550 Eclectic Street, Suite G 100, Palm Desert California at least 72 hours prior to the meeting.

If you have any disability which would require accommodation to enable you to participate in this meeting, please email Andrea S. Hayles, Special Assistant to the CEO and Board Relations Officer, at ahayles@dhcd.org or call (760) 567-0298 at least 72 hours prior to the meeting.

Andrea S. Hayles

Andrea S. Hayles, Board Relations Officer



**DESERT HEALTHCARE FOUNDATION
PROGRAM COMMITTEE MEETING
MEETING MINUTES
June 11, 2024**

| Directors & Community Members Present | District Staff Present via Video Conference | Absent |
|--|---|--------|
| President Evett PerezGil Vice-President Carmina Zavala, PsyD Director Leticia De Lara, MPA | Chris Christensen, CPA, CEO Donna Craig, Chief Program Officer Alejandro Espinoza, MPH, Chief of Community Engagement Meghan Kane, MPH, Senior Program Officer, Public Health Gracie Montano, Program Associate Erica Huskey, Grants Manager Andrea S. Hayles, MBA, Board Relations Officer | |

| AGENDA ITEMS | DISCUSSION | ACTION |
|---|---|--|
| I. Call to Order | The meeting was called to order at 5:22 p.m. by Chair PerezGil. | |
| II. Approval of Agenda | Chair PerezGil asked for a motion to approve the agenda. | Moved and seconded by Director De Lara and Vice-President Zavala to approve the agenda. Motion passed unanimously. |
| III. Meeting Minutes 1. May 14, 2024 | Chair PerezGil asked for a motion to approve the May 14, 2024, meeting minutes. | Moved and seconded by Director De Lara and Vice-President Zavala to approve the May 14, 2024, meeting minutes. Motion passed unanimously |
| IV. Public Comment | There was no public comment. | |
| V. Old Business 1. Consideration to approve a Memorandum of Understanding (MOU) between the Desert Healthcare Foundation and HARC for Support of the 2025 Community Health Survey – \$66,240 over a two-year period. | Donna Craig described the Program Committee’s motion to forward the HARC grant request to the Board for consideration, although the application is not a high priority goal in the strategic plan. However, the board approved the Program Committee’s recommendation for staff to proceed with the due diligence of the full grant process. After discussion and the committee inquiring on | Moved and seconded by Director De Lara and Vice-President Zavala to approve a Memorandum of Understanding (MOU) between the Desert Healthcare Foundation and HARC for Support of the 2025 Community Health Survey – \$66,240 for two years and forward to the Board for approval. Motion passed unanimously |

DESERT HEALTHCARE FOUNDATION
PROGRAM COMMITTEE MEETING
MEETING MINUTES
June 11, 2024

| | | |
|---|--|--|
| <p>2. Grant Payment Schedules</p> <p>3. Coachella Valley Equity Collaborative a. USAging Grant Updates</p> | <p>increasing the success rate with the incentives, impact, and data in the purpose portion of the MOU, including equity, the turnaround time for the survey submission of 2 weeks, and the completion time of 20 to 30 minutes of the bilingual surveys, Jenna LeComte-Hinely, PhD, CEO of HARC, proposed amending the MOU due to the confidentiality of the survey, further detailing the ID code and receipts. Zip codes will be documented, and a note will be incorporated into the MOU if less than the proposed number of incentives are distributed, and HARC will repay the remaining funds back to the Foundation.</p> <p>The committee suggested a more in-depth elaboration of the purpose for utilizing incentives.</p> <p>Chair PerezGil inquired with the committee concerning any questions related to the grant payment schedules.</p> <p>The committee inquired about carrying over the \$3M in grant funding for the new fiscal year.</p> <p>Alejandro Espinoza, Chief of Community Engagement, described the conclusion of the USAging grant with an additional grant funding request for the flu and shingle vaccinations in partnership with other agencies.</p> | |
|---|--|--|



**DESERT HEALTHCARE FOUNDATION
PROGRAM COMMITTEE MEETING
MEETING MINUTES
June 11, 2024**

| | | |
|--|--|---|
| <p>4. DPMG Health Medical Mobile Unit Operations</p> <p>5. Improving Access to Healthcare in Desert Highland Gateway Estates (DHGE) – April 2024 Report – DAP Health - Borrego Health Foundation</p> | <p>Alejandro Espinoza, Chief of Community Engagement, provided an overview of the DPMG Health mobile medical unit operations.</p> <p>Chair PerezGil inquired about any questions concerning the Desert Highland Gateway Estates April 2024 report.</p> <p>There were no comments or questions.</p> | |
| <p>VI. Program Updates</p> <p>1. Progress and Final Reports Update</p> | <p>Chair PerezGil inquired about any questions concerning the progress and final reports updates.</p> <p>The committee inquired if One Future Coachella Valley could provide a 5-minute presentation at a future board meeting with more information regarding the Black and African American Scholarship recipients. There were no further comments or questions.</p> | |
| <p>VII. Adjournment</p> | <p>Chair PerezGil adjourned the meeting at 5:50 p.m.</p> | <p>Audio recording available on the website at http://dhcd.org/Agendas-and-Documents</p> |

ATTEST: _____
 Evett PerezGil, Chair/President, Board of Directors
 Program Committee

Minutes respectfully submitted by Andrea S. Hayles, MBA, Board Relations Officer

| DESERT HEALTHCARE FOUNDATION | | | | | | | |
|--|-----------|---|------------------------------------|------------------|-----------------------------------|---------------------|-------------------|
| OUTSTANDING GRANTS AND GRANT PAYMENT SCHEDULE | | | | | | | |
| June 30, 2024 | | | | | | | |
| TWELVE MONTHS ENDING JUNE 30, 2024 | | | | | | | |
| Preliminary | | | | | | | |
| A/C 2190 and A/C 2186-Long term | | | 6/30/2023 | New Grants | | 6/30/2024 | |
| Grant ID Nos. | | Name | Open | Current Yr | Total Paid | Open | |
| | | | BALANCE | 2022-2023 | July-June | BALANCE | |
| Health Portal | | Remaining Collective Funds-Mayor's Race & DHCF | \$ 1,496 | | \$ 1,496 | \$ - | HP-cvHIP |
| BOD - 04/24/18 & 06/28/22 | | Behavioral Health Initiative Collective Fund + Expansion | \$ 1,932,903 | | \$ 1,081,361 | \$ 851,542 | Behavioral Health |
| BOD - 06/26/18 BOD | | Avery Trust Funds-Committed to Pulmonary services | \$ 532,243 | | \$ 47,191 | \$ 485,052 | Avery Trust |
| BOD - 6/25/19 BOD (#1006) | | DHCD - Homelessness Initiative Collective Fund | \$ 71,557 | | \$ 51,998 | \$ 19,559 | Homelessness |
| BOD - 07/27/21 BOD (#1288) | | DAP Health (Borrego Community) - Improving Access to Healthcare - 3 yrs | \$ 423,971 | | \$ 150,277 | \$ 273,693 | |
| F&A - 6/11/19, 6/09/20, 6/22/21 Res. NO. 21-02, 22-17 | | Prior Year Commitments & Carry-Over Funds | \$ 1,544,156 | | \$ - | \$ 1,544,156 | |
| TOTAL GRANTS | | | \$ 4,506,325 | \$ - | \$ 1,332,323 | \$ 3,174,002 | |
| Summary: As of 06/30/2024 | | | Uncommitted & Available | | | | |
| Health Portal (CVHIP): | \$ | - | \$ | - | | | |
| Behavioral Health Initiative Collective Fund | \$ | 851,542 | \$ | 673,398 | | | |
| Avery Trust - Pulmonary Services | \$ | 485,052 | \$ | 485,052 | | | |
| West Valley Homelessness Initiative | \$ | 19,559 | \$ | - | | | |
| Healthcare Needs of Black Communities | \$ | 273,693 | \$ | - | | | |
| Prior Year Commitments & Carry-Over Funds | \$ | 1,544,156 | \$ | 1,544,156 | | | |
| Total | \$ | 3,174,002 | \$ | 2,702,606 | | | |
| Amts available/remaining for Grant/Programs - FY 2023-24: | | | FY24 Grant Budget | | Social Services Fund #5054 | | |
| Amount budgeted 2023-2024 | | | \$ 30,000 | \$ 30,000 | Budget | \$ 120,000 | |
| Amount granted year to date | | | \$ - | \$ - | DRMC Auxiliary | \$ 26,000 | Spent YTD |
| Mini Grants: | | | | | Eisenhower | \$ 6,000 | |
| Net adj - Grants not used: | 1046 | | \$ 40 | | Balance Available | \$ 88,000 | |
| Contributions / Additional Funding | | | | | | | |
| Prior Year Commitments & Carry-Over Funds | | FY19-20 \$284,156; FY20-21 \$730,000; FY21-22 \$530,000 | \$ 1,544,156 | | | | |
| Balance available for Grants/Programs | | | \$ 1,574,196 | | | | |

| DESERT HEALTHCARE FOUNDATION | | | | | | | | |
|---|---|--------------|--------------|------------|-------------------|--------------|--------------|-------------|
| OUTSTANDING PASS-THROUGH GRANTS AND GRANT PAYMENT SCHEDULE | | | | | | | | |
| June 30, 2024 | | | | | | | | |
| FISCAL YEAR ENDING JUNE 30, 2024 | | | | | | | | |
| | | Preliminary | TOTAL | 6/30/2023 | | Total Paid | 6/30/2024 | Remaining |
| Grant ID Nos. | Name | | Grant | Open | Current Yr | July-June | Payable | Funds |
| | | | | BALANCE | 2023-2024 | | BALANCE | BALANCE |
| BOD - 11/22/22 - Resolution 22-28 Approval* | Covid Disparities RFP - End date 12/31/23 | | | | | | | |
| | Total CBOs | | \$ 822,096 | \$ 657,769 | \$ (73,783) | \$ 714,952 | \$ - | \$ (0) |
| | Contract #22-323B* | | \$ 443,881 | \$ 301,333 | \$ (108,619) | \$ 240,521 | \$ 0 | \$ (0) |
| | Total DHCF | | | | | | | |
| | | TOTAL | \$ 1,265,977 | \$ 959,102 | \$ (182,402) | \$ 955,473 | \$ 0 | \$ (0) |
| BOD - 02/28/23 - Riverside Overdose Data to Action (RODA) Community Harm Reduction Education Plan - End date 8/31/23 | | | | | | | | |
| | Grant #1379 - ABC Recovery | | \$ 25,000 | \$ 22,857 | \$ (10,806) | \$ 14,194 | \$ - | \$ - |
| | Contract #23-108* | | \$ 24,000 | \$ 15,807 | \$ (4,518) | \$ 19,482 | \$ - | \$ - |
| | Total DHCF | | | | | | | |
| | | TOTAL | \$ 49,000 | \$ 38,664 | \$ (15,324) | \$ 33,676 | \$ - | \$ - |
| BOD - 07/25/23 - USAging: Aging and Disability Vaccination Collaborative - End date 5/18/24 (pending extension) | | | | | | | | |
| | Grant # 90HDC0001-01-00 | | \$ 222,332 | \$ - | \$ 222,332 | \$ 197,332 | \$ - | \$ 25,000 |
| | TOTAL CBOs | | \$ 119,316 | \$ - | \$ 119,316 | \$ 61,969 | \$ - | \$ 57,347 |
| | Total DHCF | | | | | | | |
| | | TOTAL | \$ 341,648 | \$ - | \$ 341,648 | \$ 259,301 | \$ - | \$ 82,347 |
| | | | | | | Account 2183 | \$ - | |
| Amts available/remaining for Grant/Programs - FY 2023-24: | | | | | | | \$ - | |
| Pass-Through Organizations billed to date | | \$ 596,037 | | | | | | Grant Funds |
| Foundation Administration Costs | | \$ 204,003 | | | | | | RFP |
| Contributions / Additional Funding | Reimbursements received and pending | \$ (800,040) | | | Total Grant | | \$ 1,458,900 | |
| Balance available for Grants/Programs | | \$ - | | | Received to Date | | \$ 1,424,735 | |
| *Contracts are on a reimbursement basis and will reflect expenses as they are invoiced and receivable from County of Riverside. | | | | | Balance Remaining | | \$ 34,165 | |



DESERT HEALTHCARE
DISTRICT & FOUNDATION

Date: July 9, 2024
To: Program Committee
Subject: US Aging Grant Update

Staff Recommendation: Informational item

Background:

The Desert Healthcare District and Foundation established and leads the Coachella Valley Equity Collaborative (CVEC). This initiative unites community and faith-based organizations, government agencies at both county and state levels, and local farm owners to address the COVID-19 pandemic. The goal is to ensure a coordinated effort that maximizes resources and prevents overlapping services and outreach.

During the pandemic, research highlighted the need to reach vulnerable populations, particularly older adults and individuals with special needs, to ensure they have equitable access to COVID-19 and flu information and vaccines. In response, DHCD staff pursued funding opportunities to target these groups and successfully secured a \$341,348 grant from US Aging.

This grant enables CVEC partners, Vision y Compromiso and El Sol, to collaborate with senior-serving facilities such as senior centers and retirement communities. They will host mobile and in-home COVID-19 and flu vaccine events. Additionally, CV Pharmacy received grant funds to administer the COVID-19 and flu vaccines at CVEC-hosted clinics.

Update

The US Aging grant came to a close on April 15, 2024, and the deliverables achieved by the CVEC and its partners went beyond those proposed in the grant application due to pre-established partnerships, communications/marketing, and outreach.

During the performance period of 8/1/23 to 4/15/24 the outcomes for the US Aging grant were:

- **24-** mobile vaccination clinics
- **10-** in-home vaccination clinics at senior serving facilities
- **1,988-** COVID-19 and flu vaccines administered
 - 922 COVID-19 vaccines and 1,066 flu vaccines
- **23-** shingles vaccines administered
- **60-** RSV vaccines administered
- **16,861** individuals were reached through outreach and education
- **6,512** supportive services units provided (referrals, free vaccine program enrollment, application assistance, etc.)

Vaccination clinics were hosted at all Coachella Valley senior centers, including retirement communities, and independent living facilities. In addition, vaccination clinics were also hosted at local churches and the kiosk at the Palm Desert Shopping Mall.

DHCD staff is finalizing the invoicing from the three funded partners, which will leave unexpended grant funds. US Aging has offered a no-cost grant extension and the potential to apply for additional grant funds that will be used to organize additional vaccination clinics in the fall of 2024.

The DHDC has received a no-cost grant extension from US Aging that extends the current grant and its remaining funds of \$82,347.07 until April 15, 2025. These remaining funds will be utilized to support another vaccination campaign in partnership with local senior-serving facilities and organizations serving individuals with special needs.

Fiscal Impact: \$341,648 grant award from US Aging



DESERT HEALTHCARE
DISTRICT & FOUNDATION

Date: July 9, 2024
To: Program Committee
Subject: Desert Physicians Medical Group (DPMG) Mobile Medical Trailer Update

Staff Recommendation: Informational item only

Background:

On May 25, 2021, the DHCD Board of Directors approved \$336,500 for the acquisition of a medical mobile unit and additional operational expenses, including \$175,000 from a grant by the Coachella Valley Resource Conservation District (CVRCD). The medical mobile unit cost \$170,000.

On March 1, 2022, a Request for Proposal (RFP) was released to find an operator for the mobile unit who could license it as a medical facility. DPMG Health (Desert Physician's Medical Group), a 501(c)(3) organization associated with DRMC's Family Medicine Residency Program, applied and was selected to operate the unit and provide healthcare services.

On June 28, 2022, the DHCD Board of Directors approved a 3-year operating budget of up to \$500,000 for the medical mobile unit, awarding the funds to DPMG Health.

Following the success of the first medical mobile unit, CVRCD proposed a \$140,000 grant for the purchase of a second medical unit in September 2023.

In October 2023, the DHCD Board of Directors accepted the grant from CVRCD and awarded DPMG Health a \$1,057,396 grant for two years. This grant covered the purchase of a truck to pull the second mobile unit, operating costs, and the acquisition of a clinical location to serve as a medical home for the mobile units. The facility will also establish a pharmacy, order vaccinations, order labs, and provide telehealth and environmental screening services.

Update

The addition of the medical mobile unit has increased the District's visibility throughout the Coachella Valley and has served as a learning platform for various medical specialties for the Desert Care Network and DPMG Health medical residents. Since the launch in October 2022, over **7,952** District residents ranging from refugees, farmworkers, unhoused individuals, and students have received medical care through the medical mobile unit. The provision of these services has been greatly due to partnerships that have been established with:

- Galilee Center
- Well in the Desert
- Growing Coachella Valley
- City of Palm Springs RISE team
- City of Desert Hot Springs
- Coachella Valley Unified School District
- Desert Sands Unified School District
- Palm Springs Unified School District
- Coachella Valley Housing Coalition

The current and upcoming schedule for the medical mobile unit includes:

Weekly fixed sites

- **Tuesday:** Galilee Center, Indio, CA
- **Wednesday:** City of Palm Springs RISE team, Palm Springs, CA
Birth Choice of the Desert, Palm Desert, CA
- **Friday:** Well in the Desert, Palm Springs, CA
Gojii Diabetes Program, Palm Springs, CA

Monthly fixed sites

- ABC Recovery Center, Indio, CA
- Jovenes AA Recovery Home, Sky Valley, CA
- Desert Hot Springs Homeless Outreach, Desert Hot Springs, CA
- Coachella Valley Housing Coalition, Multiple locations

Upcoming Clinics

July

Date: 07/11/24

Time: 4:00pm to 6:00pm

Location: AA Jovenes Recovery, Sky Valley, CA

Services: General clinic

Date: 07/18/24

Time: 8:00am to 11:00am

Location: DHS Homeless Hub, DHS, CA

Services: General clinic

Date: 07/29/24

Time: 8:30am to 12:00pm

Location: Indio Workforce Development Center, Indio, CA

Services: General clinic

August

Date: 08/07/24

Time: 2:00pm to 5:00pm

Location: Cahuilla Desert Academy, Coachella, CA

Services: TDap and general vaccination clinic for students

Date: 08/12/24

Time: 3:00pm to 6:00pm

Location: JFK Elementary, Indio, CA

Services: TDap and general vaccination clinic for students and TK physicals

Date: 08/15/24

Time: 3pm to 5pm

Location: Cathedral City High School, Cathedral City, CA 92234

Services: Sports physicals

Date: 08/19/24

Time: 9:30am to 11:30am

Location: West Shore High school, West Shores, CA 92274

Services: TDap and general vaccination clinic for students

Date: 08/22/24

Time: 3:00pm to 6:00pm

Location: DSUSD office, La Quinta, CA

Services: TDap and general vaccination clinic for students and TK physical

Fiscal Impact:

Medical Mobile Unit Purchase and Maintenance: \$336,500 of which \$175,000 came from The Coachella Valley Resource Conservation District (CVRCD) grant.

Medical Mobile Trailer Purchase: \$137, 850 of which \$140,000 came from the second Coachella Valley Resource Conservation District (CVRCD) grant.

Medical Mobile Unit Operations: \$500,000 over 3-year period to DPMG Health

Medical Mobile Trailer Operations, Truck Purchase, and Clinical Location: a \$1,057, 396 over a 2-year period to DPMG Health

Report Period: 04/01/2024 - 04/30/2024
(Monthly report due the 15th of each month)

Program/Project Information:

Grant # 1329
Project Title: DPMG Health Street Medicine
Start Date: 10/1/2022
End Date: 9/30/2025
Term: 36 months
Grant Amount: \$500,000.00

Executive Summary: Desert Physicians Medical Group Health is committed to bridging health and community. We plan to expand access and provide care for those living in the Coachella Valley. This funding will provide support for the medical mobile unit and communities we serve. It is anticipated that 3,000 patient encounters will be conducted via the medical mobile unit by September 30, 2023 with an expansion by September 30, 2025 to increase total annual patient encounters to at least 7,000 per year, including primary and specialty care services.

| Goal | Goal/ Objective/ Other Topics | Successes, Emergent Issues, Challenges, Findings, and Supportive Information (Graphs, reports, indicator results, etc.) | | | | | | | | | | | | | | | | | | | | | | | | | | | | | | | | | | | | | | |
|---------------------|--|---|--------|------|---------|----------|---------|---------|------|----------|--------------------|--------|--|-----|--|--|---------|--------|------|---------|----------|---------|---------------------|--|--|--|--|--|--|--|--|---------|--------------------|----|---|---|---|----|---|---|
| Services | By September 30, 2025, increase total annual patient encounters to at least 7,000 per year and provide extended hours and weekend hours at least 1,400 encounters per year. | <p>The table and graph below illustrates the total number of patient encounters seen since October 1, 2023 up to this reporting period.</p> <table border="1" style="width: 100%; border-collapse: collapse; margin-top: 10px;"> <thead> <tr> <th rowspan="2">Date</th> <th rowspan="2">Location</th> <th rowspan="2"># of Patients seen</th> <th colspan="2">Gender</th> <th colspan="3">Age</th> <th rowspan="2">Unknown</th> </tr> <tr> <th>Female</th> <th>Male</th> <th>≤ 18 yo</th> <th>19-64 yo</th> <th>≥ 65 yo</th> </tr> </thead> <tbody> <tr style="background-color: #c00000; color: white;"> <td colspan="9" style="text-align: center;">October 2023</td> </tr> <tr> <td>10/2/23</td> <td>Gojji Telemedicine</td> <td>14</td> <td>8</td> <td>6</td> <td>0</td> <td>12</td> <td>2</td> <td>0</td> </tr> </tbody> </table> | | | | | | | Date | Location | # of Patients seen | Gender | | Age | | | Unknown | Female | Male | ≤ 18 yo | 19-64 yo | ≥ 65 yo | October 2023 | | | | | | | | | 10/2/23 | Gojji Telemedicine | 14 | 8 | 6 | 0 | 12 | 2 | 0 |
| Date | Location | # of Patients seen | Gender | | Age | | | Unknown | | | | | | | | | | | | | | | | | | | | | | | | | | | | | | | | |
| | | | Female | Male | ≤ 18 yo | 19-64 yo | ≥ 65 yo | | | | | | | | | | | | | | | | | | | | | | | | | | | | | | | | | |
| October 2023 | | | | | | | | | | | | | | | | | | | | | | | | | | | | | | | | | | | | | | | | |
| 10/2/23 | Gojji Telemedicine | 14 | 8 | 6 | 0 | 12 | 2 | 0 | | | | | | | | | | | | | | | | | | | | | | | | | | | | | | | | |

| | | | | | | | | | | |
|--|--|----------|--|----|----|----|----|----|---|---|
| | | 10/3/23 | Galilee Center at Western Sands Motel - Refugee Clinic | 29 | 18 | 11 | 12 | 17 | 0 | 0 |
| | | 10/3/23 | Gojji Telemedicine | 10 | 5 | 5 | 0 | 10 | 0 | 0 |
| | | 10/4/23 | R.I.S.E. Smoke Tree | 3 | 0 | 3 | 0 | 3 | 0 | 0 |
| | | 10/4/23 | Gojji Telemedicine | 11 | 7 | 4 | 0 | 9 | 2 | 0 |
| | | 10/4/23 | Birth Choice of the Desert | 2 | 2 | 0 | 0 | 2 | 0 | 0 |
| | | 10/5/23 | Coyote Run Apartments | 40 | 25 | 15 | 9 | 26 | 5 | 0 |
| | | 10/5/23 | Gojji Telemedicine | 9 | 6 | 3 | 0 | 9 | 0 | 0 |
| | | 10/6/23 | Our Lady of Guadalupe - Street Medicine | 9 | 1 | 8 | 0 | 8 | 1 | 0 |
| | | 10/6/23 | Gojji Telemedicine | 10 | 4 | 6 | 0 | 10 | 0 | 0 |
| | | 10/9/23 | Gojji Telemedicine | 12 | 7 | 5 | 0 | 11 | 1 | 0 |
| | | 10/10/23 | Galilee Center at Western Sands Motel - Refugee Clinic | 35 | 19 | 16 | 14 | 21 | 0 | 0 |
| | | 10/11/23 | Birth Choice of the Desert | 2 | 2 | 0 | 0 | 2 | 0 | 0 |
| | | 10/11/23 | Gojji Telemedicine | 14 | 6 | 8 | 0 | 12 | 2 | 0 |
| | | 10/12/23 | Jovenes Substance Abuse Recovery Home | 15 | 2 | 13 | 0 | 14 | 1 | 0 |

DESERT PHYSICIANS MEDICAL GROUP MEDICAL MOBILE UNIT
RFP - 2022-001 - MONTHLY REPORT

| | | | | | | | | | | |
|--|--|----------|--|----|----|----|----|----|---|---|
| | | 10/12/23 | Gojji Telemedicine | 16 | 8 | 8 | 0 | 14 | 2 | 0 |
| | | 10/13/23 | Our Lady of Guadalupe - Street Medicine | 12 | 3 | 9 | 0 | 9 | 3 | 0 |
| | | 10/13/23 | Gojji Telemedicine | 15 | 10 | 5 | 0 | 12 | 3 | 0 |
| | | 10/15/23 | Coachella Youth Sport Association | 14 | 8 | 6 | 0 | 13 | 1 | 0 |
| | | 10/16/23 | Gojji Telemedicine | 13 | 9 | 4 | 0 | 13 | 0 | 0 |
| | | 10/17/23 | Galilee Center at Western Sands Motel - Refugee Clinic | 22 | 15 | 7 | 11 | 11 | 0 | 0 |
| | | 10/17/23 | Gojji Telemedicine | 11 | 5 | 6 | 0 | 11 | 0 | 0 |
| | | 10/18/23 | Gene Autry Wash | 3 | 0 | 3 | 0 | 3 | 0 | 0 |
| | | 10/18/23 | Gojji Telemedicine | 12 | 5 | 7 | 0 | 9 | 3 | 0 |
| | | 10/19/23 | Desert Hot Springs Unhoused Outreach | 18 | 8 | 10 | 0 | 17 | 1 | 0 |
| | | 10/19/23 | Gojji Telemedicine | 14 | 10 | 4 | 0 | 10 | 4 | 0 |
| | | 10/20/23 | Our Lady of Guadalupe - Street Medicine | 15 | 5 | 10 | 0 | 13 | 1 | 1 |
| | | 10/20/23 | Gojji Telemedicine | 13 | 10 | 3 | 0 | 11 | 2 | 0 |
| | | 10/23/23 | Gojji Telemedicine | 14 | 6 | 8 | 0 | 14 | 0 | 0 |
| | | 10/24/23 | Galilee Center at Western Sands Motel - Refugee Clinic | 23 | 9 | 14 | 6 | 17 | 0 | 0 |

DESERT PHYSICIANS MEDICAL GROUP MEDICAL MOBILE UNIT
RFP - 2022-001 - MONTHLY REPORT

| | | | | | | | | |
|----------------------|---|-----|-----|-----|----|-----|----|---|
| 10/25/23 | R.I.S.E. Access Center | 11 | 2 | 9 | 0 | 10 | 1 | 0 |
| 10/25/23 | Gojji Telemedicine | 13 | 6 | 7 | 0 | 13 | 0 | 0 |
| 10/26/23 | Gojji Telemedicine | 9 | 6 | 3 | 0 | 8 | 1 | 0 |
| 10/27/23 | Our Lady of Guadalupe - Street Medicine | 10 | 1 | 9 | 0 | 10 | 0 | 0 |
| 10/27/23 | Gojji Telemedicine | 4 | 2 | 2 | 0 | 4 | 0 | 0 |
| 10/28/23 | DAP Equity Walk | 4 | 1 | 3 | 0 | 3 | 1 | 0 |
| 10/30/23 | Mountain View Estates | 31 | 24 | 7 | 17 | 14 | 0 | 0 |
| 10/30/23 | Gojji Telemedicine | 6 | 4 | 2 | 0 | 5 | 1 | 0 |
| November 2023 | | | | | | | | |
| 11/1/23 | R.I.S.E. Access Center | 3 | 0 | 3 | 0 | 3 | 0 | 0 |
| 11/1/23 | Birth Choice of the Desert | 2 | 2 | 0 | 0 | 2 | 0 | 0 |
| 11/1/23 | Gojji Telemedicine | 5 | 4 | 1 | 0 | 3 | 2 | 0 |
| 11/2/23 | Gojji Telemedicine | 5 | 2 | 3 | 0 | 3 | 2 | 0 |
| 11/3/23 | Our Lady of Guadalupe - Street Medicine | 12 | 4 | 8 | 0 | 11 | 1 | 0 |
| 11/3/23 | Gojji Telemedicine | 6 | 4 | 2 | 0 | 4 | 2 | 0 |
| 11/4/23 | Palm Springs Pride | 354 | 127 | 227 | 3 | 296 | 52 | 3 |
| 11/6/23 | Gojji Telemedicine | 4 | 2 | 2 | 0 | 4 | 0 | 0 |

DESERT PHYSICIANS MEDICAL GROUP MEDICAL MOBILE UNIT
RFP - 2022-001 - MONTHLY REPORT

| | | | | | | | | | | |
|--|--|----------|--|----|----|----|----|----|---|---|
| | | 11/7/23 | Galilee Center at Western Sands Motel - Refugee Clinic | 13 | 7 | 6 | 7 | 6 | 0 | 0 |
| | | 11/8/23 | R.I.S.E. Access Center | 8 | 1 | 7 | 0 | 6 | 2 | 0 |
| | | 11/8/23 | Birth Choice of the Desert | 2 | 2 | 0 | 0 | 2 | 0 | 0 |
| | | 11/8/23 | Gojji Telemedicine | 3 | 2 | 1 | 0 | 2 | 1 | 0 |
| | | 11/9/23 | Jovenes Substance Abuse Recovery Home | 12 | 2 | 10 | 0 | 12 | 0 | 0 |
| | | 11/9/23 | Gojji Telemedicine | 5 | 3 | 2 | 0 | 3 | 2 | 0 |
| | | 11/10/23 | Our Lady of Guadalupe - Street Medicine | 10 | 1 | 9 | 0 | 10 | 0 | 0 |
| | | 11/10/23 | Gojji Telemedicine | 6 | 2 | 4 | 0 | 4 | 2 | 0 |
| | | 11/13/23 | Gojji Telemedicine | 11 | 8 | 3 | 0 | 10 | 1 | 0 |
| | | 11/14/23 | Galilee Center at Western Sands Motel - Refugee Clinic | 19 | 11 | 8 | 10 | 9 | 0 | 0 |
| | | 11/15/23 | R.I.S.E. Access Center | 3 | 1 | 2 | 0 | 3 | 0 | 0 |
| | | 11/15/23 | Birth Choice of the Desert | 1 | 1 | 0 | 0 | 1 | 0 | 0 |
| | | 11/15/23 | Gojji Telemedicine | 3 | 3 | 0 | 0 | 2 | 1 | 0 |
| | | 11/16/23 | Desert Hot Springs Unhoused Outreach | 16 | 4 | 12 | 0 | 13 | 3 | 0 |

DESERT PHYSICIANS MEDICAL GROUP MEDICAL MOBILE UNIT
RFP - 2022-001 - MONTHLY REPORT

| | | | | | | | | |
|----------------------|--|----|----|----|----|----|---|---|
| 11/16/23 | ABC Recovery Home | 24 | 7 | 17 | 0 | 24 | 0 | 0 |
| 11/16/23 | Gojji Telemedicine | 4 | 2 | 2 | 0 | 3 | 1 | 0 |
| 11/17/23 | Gojji Telemedicine | 8 | 5 | 3 | 0 | 8 | 0 | 0 |
| 11/20/23 | Coachella Valley Housing Coalition | 20 | 13 | 7 | 7 | 10 | 3 | 0 |
| 11/20/23 | Gojji Telemedicine | 7 | 3 | 4 | 0 | 6 | 1 | 0 |
| 11/21/23 | Galilee Center at Western Sands Motel - Refugee Clinic | 34 | 17 | 17 | 11 | 23 | 0 | 0 |
| 11/22/23 | Gojji Telemedicine | 5 | 2 | 3 | 0 | 5 | 0 | 0 |
| 11/27/23 | Mountain View Estates | 20 | 9 | 11 | 8 | 12 | 0 | 0 |
| 11/27/23 | Gojji Telemedicine | 4 | 1 | 3 | 0 | 4 | 0 | 0 |
| 11/28/23 | Galilee Center at Western Sands Motel - Refugee Clinic | 24 | 12 | 12 | 8 | 16 | 0 | 0 |
| 11/28/23 | Gojji Telemedicine | 1 | 0 | 1 | 0 | 1 | 0 | 0 |
| 11/29/23 | Gojji Telemedicine | 3 | 1 | 2 | 0 | 2 | 1 | 0 |
| 11/30/23 | Gojji Telemedicine | 5 | 4 | 1 | 0 | 5 | 0 | 0 |
| December 2023 | | | | | | | | |
| 12/1/23 | Our Lady of Guadalupe - Street Medicine | 3 | 0 | 3 | 0 | 3 | 0 | 0 |
| 12/1/23 | Gojji Telemedicine | 15 | 11 | 4 | 0 | 14 | 1 | 0 |

DESERT PHYSICIANS MEDICAL GROUP MEDICAL MOBILE UNIT
RFP - 2022-001 - MONTHLY REPORT

| | | | | | | | | | | |
|--|--|----------|--|----|----|----|----|----|---|---|
| | | 12/4/23 | Gojji Telemedicine | 16 | 7 | 9 | 0 | 15 | 1 | 0 |
| | | 12/5/23 | Galilee Center at Western Sands Motel - Refugee Clinic | 16 | 8 | 8 | 2 | 14 | 0 | 0 |
| | | 12/5/23 | Our Lady of Soledad | 23 | 14 | 9 | 7 | 14 | 2 | 0 |
| | | 12/6/23 | R.I.S.E. Access Center | 11 | 1 | 10 | 0 | 7 | 3 | 1 |
| | | 12/6/23 | Birth Choice of the Desert | 2 | 2 | 0 | 1 | 1 | 0 | 0 |
| | | 12/6/23 | Gojji Telemedicine | 14 | 5 | 9 | 0 | 12 | 2 | 0 |
| | | 12/7/23 | James Madison Elementary Vaccine Clinic | 18 | 8 | 10 | 18 | 0 | 0 | 0 |
| | | 12/7/23 | Gojji Telemedicine | 13 | 10 | 3 | 0 | 13 | 0 | 0 |
| | | 12/8/23 | Our Lady of Guadalupe - Street Medicine | 14 | 5 | 9 | 0 | 11 | 3 | 0 |
| | | 12/8/23 | Gojji Telemedicine | 10 | 6 | 4 | 0 | 8 | 2 | 0 |
| | | 12/12/23 | Galilee Center at Western Sands Motel - Refugee Clinic | 8 | 6 | 2 | 4 | 4 | 0 | 0 |
| | | 12/12/23 | Gojji Telemedicine | 13 | 8 | 5 | 0 | 9 | 4 | 0 |
| | | 12/13/23 | R.I.S.E. Access Center | 8 | 1 | 7 | 0 | 7 | 1 | 0 |
| | | 12/13/23 | Gojji Telemedicine | 12 | 2 | 10 | 0 | 12 | 0 | 0 |
| | | 12/14/23 | ABC Recovery Home | 8 | 2 | 6 | 0 | 8 | 0 | 0 |

DESERT PHYSICIANS MEDICAL GROUP MEDICAL MOBILE UNIT
RFP - 2022-001 - MONTHLY REPORT

| | | | | | | | | | | |
|--|--|----------|--|----|----|----|---|----|----|---|
| | | 12/14/23 | Gojji Telemedicine | 14 | 9 | 5 | 0 | 12 | 2 | 0 |
| | | 12/15/23 | Our Lady of Guadalupe - Street Medicine | 7 | 1 | 6 | 0 | 6 | 1 | 0 |
| | | 12/18/23 | Gojji Telemedicine | 17 | 12 | 5 | 0 | 17 | 0 | 0 |
| | | 12/19/23 | Galilee Center at Western Sands Motel - Refugee Clinic | 12 | 8 | 4 | 6 | 6 | 0 | 0 |
| | | 12/20/23 | Gene Autry Wash | 4 | 2 | 2 | 0 | 2 | 2 | 0 |
| | | 12/20/23 | Gojji Telemedicine | 9 | 4 | 5 | 0 | 8 | 1 | 0 |
| | | 12/21/23 | Desert Hot Springs Unhoused Outreach | 40 | 12 | 28 | 0 | 39 | 1 | 0 |
| | | 12/22/23 | Our Lady of Guadalupe - Street Medicine | 72 | 19 | 53 | 0 | 61 | 11 | 0 |
| | | 12/22/23 | Gojji Telemedicine | 14 | 10 | 4 | 0 | 14 | 0 | 0 |
| | | 12/26/23 | Galilee Center at Western Sands Motel - Refugee Clinic | 22 | 12 | 10 | 8 | 14 | 0 | 0 |
| | | 12/26/23 | Gojji Telemedicine | 12 | 6 | 6 | 0 | 12 | 0 | 0 |
| | | 12/27/23 | Gojji Telemedicine | 9 | 5 | 4 | 0 | 7 | 2 | 0 |
| | | 12/28/23 | Sunrise Park Palm Springs | 84 | 34 | 50 | 0 | 80 | 3 | 1 |
| | | 12/29/23 | Our Lady of Guadalupe - Street Medicine | 15 | 3 | 12 | 0 | 13 | 2 | 0 |

| January 2024 | | | | | | | | |
|--------------|--|----|----|----|----|----|---|---|
| 1/2/24 | Galilee Center at Western Sands Motel - Refugee Clinic | 7 | 4 | 3 | 5 | 2 | 0 | 0 |
| 1/2/24 | Gojji Telemedicine | 12 | 2 | 10 | 0 | 12 | 0 | 0 |
| 1/3/24 | Gojji Telemedicine | 15 | 4 | 11 | 0 | 14 | 1 | 0 |
| 1/4/24 | Gojji Telemedicine | 14 | 6 | 8 | 0 | 12 | 2 | 0 |
| 1/5/24 | Our Lady of Guadalupe - Street Medicine | 15 | 1 | 14 | 0 | 14 | 1 | 0 |
| 1/5/24 | Gojji Telemedicine | 19 | 5 | 14 | 0 | 18 | 1 | 0 |
| 1/8/24 | Gojji Telemedicine | 15 | 11 | 4 | 0 | 12 | 3 | 0 |
| 1/9/24 | Galilee Center at Western Sands Motel - Refugee Clinic | 25 | 13 | 12 | 12 | 13 | 0 | 0 |
| 1/9/24 | Gojji Telemedicine | 13 | 6 | 7 | 0 | 13 | 0 | 0 |
| 1/10/24 | Gene Autry Wash | 4 | 0 | 4 | 0 | 3 | 1 | 0 |
| 1/10/24 | Gojji Telemedicine | 13 | 8 | 5 | 0 | 12 | 1 | 0 |
| 1/11/24 | Gojji Telemedicine | 13 | 5 | 8 | 0 | 13 | 0 | 0 |
| 1/12/24 | Our Lady of Guadalupe - Street Medicine | 11 | 2 | 9 | 0 | 10 | 1 | 0 |
| 1/12/24 | Gojji Telemedicine | 18 | 10 | 8 | 0 | 18 | 0 | 0 |
| 1/15/24 | Gojji Telemedicine | 14 | 8 | 6 | 0 | 13 | 1 | 0 |

DESERT PHYSICIANS MEDICAL GROUP MEDICAL MOBILE UNIT
RFP - 2022-001 - MONTHLY REPORT

| | | | | | | | | | | |
|--|--|---------|--|----|----|----|---|----|---|---|
| | | 1/16/24 | Galilee Center at Western Sands Motel - Refugee Clinic | 18 | 8 | 10 | 8 | 10 | 0 | 0 |
| | | 1/16/24 | Gojji Telemedicine | 14 | 10 | 4 | 0 | 13 | 1 | 0 |
| | | 1/17/24 | Birth Choice of the Desert | 3 | 3 | 0 | 0 | 3 | 0 | 0 |
| | | 1/17/24 | Gojji Telemedicine | 14 | 5 | 9 | 0 | 14 | 0 | 0 |
| | | 1/18/24 | Desert Hot Springs Unhoused Outreach | 20 | 10 | 10 | 0 | 18 | 2 | 0 |
| | | 1/18/24 | Gojji Telemedicine | 14 | 10 | 4 | 0 | 14 | 0 | 0 |
| | | 1/19/24 | Our Lady of Guadalupe - Street Medicine | 9 | 1 | 8 | 0 | 7 | 2 | 0 |
| | | 1/19/24 | Gojji Telemedicine | 15 | 7 | 8 | 0 | 12 | 3 | 0 |
| | | 1/22/24 | Gojji Telemedicine | 16 | 13 | 3 | 0 | 16 | 0 | 0 |
| | | 1/23/24 | Gojji Telemedicine | 15 | 11 | 4 | 1 | 12 | 2 | 0 |
| | | 1/23/24 | Galilee Center at Western Sands Motel - Refugee Clinic | 17 | 9 | 8 | 9 | 8 | 0 | 0 |
| | | 1/24/24 | R.I.S.E. Access Center | 6 | 2 | 4 | 0 | 5 | 1 | 0 |
| | | 1/24/24 | Birth Choice of the Desert | 1 | 1 | 0 | 0 | 1 | 0 | 0 |
| | | 1/24/24 | Gojji Telemedicine | 14 | 7 | 7 | 0 | 13 | 1 | 0 |
| | | 1/25/24 | Gojji Telemedicine | 16 | 5 | 11 | 0 | 13 | 3 | 0 |

DESERT PHYSICIANS MEDICAL GROUP MEDICAL MOBILE UNIT
RFP - 2022-001 - MONTHLY REPORT

| | | | | | | | | | | |
|----------------------|--|---------|--|----|----|----|----|----|---|---|
| | | 1/26/24 | Gojji Telemedicine | 16 | 3 | 13 | 0 | 16 | 0 | 0 |
| | | 1/26/24 | Our Lady of Guadalupe - Street Medicine | 5 | 2 | 3 | 0 | 5 | 0 | 0 |
| | | 1/27/24 | Palm Springs Health Run & Wellness Festival | 78 | 31 | 47 | 0 | 75 | 3 | 0 |
| | | 1/29/24 | Coachella Valley Housing Coalition | 10 | 6 | 4 | 0 | 8 | 2 | 0 |
| | | 1/29/24 | Gojji Telemedicine | 16 | 8 | 8 | 0 | 15 | 1 | 0 |
| | | 1/30/24 | Galilee Center at Western Sands Motel - Refugee Clinic | 30 | 18 | 12 | 10 | 20 | 0 | 0 |
| | | 1/30/24 | Gojji Telemedicine | 15 | 6 | 9 | 0 | 12 | 3 | 0 |
| | | 1/31/24 | R.I.S.E. Access Center | 6 | 0 | 6 | 0 | 5 | 1 | 0 |
| | | 1/31/24 | Birth Choice of the Desert | 1 | 1 | 0 | 0 | 1 | 0 | 0 |
| | | 1/31/24 | Gojji Telemedicine | 18 | 10 | 8 | 0 | 16 | 2 | 0 |
| February 2024 | | | | | | | | | | |
| | | 2/1/24 | Gojji Telemedicine | 18 | 12 | 6 | 0 | 15 | 3 | 0 |
| | | 2/2/24 | Our Lady of Guadalupe - Street Medicine | 10 | 1 | 9 | 0 | 9 | 1 | 0 |
| | | 2/2/24 | Gojji Telemedicine | 18 | 13 | 5 | 0 | 18 | 0 | 0 |
| | | 2/5/24 | Gojji Telemedicine | 11 | 7 | 4 | 0 | 10 | 1 | 0 |

| | | | | | | | | | | |
|--|--|---------|--|----|----|----|----|----|---|---|
| | | 2/6/24 | Gojji Telemedicine | 17 | 13 | 4 | 0 | 16 | 1 | 0 |
| | | 2/7/24 | R.I.S.E. Access Center | 7 | 2 | 5 | 0 | 5 | 2 | 0 |
| | | 2/7/24 | Birth Choice of the Desert | 3 | 3 | 0 | 0 | 3 | 0 | 0 |
| | | 2/7/24 | Gojji Telemedicine | 14 | 10 | 4 | 0 | 13 | 1 | 0 |
| | | 2/8/24 | James Madison Elementary Vaccine Clinic | 21 | 8 | 13 | 21 | 0 | 0 | 0 |
| | | 2/8/24 | Gojji Telemedicine | 16 | 13 | 3 | 0 | 14 | 2 | 0 |
| | | 2/9/24 | Our Lady of Guadalupe - Street Medicine | 13 | 3 | 10 | 0 | 11 | 2 | 0 |
| | | 2/9/24 | Gojji Telemedicine | 17 | 11 | 6 | 0 | 15 | 2 | 0 |
| | | 2/12/24 | Gojji Telemedicine | 18 | 6 | 12 | 0 | 17 | 1 | 0 |
| | | 2/13/24 | Galilee Center at Western Sands Motel - Refugee Clinic | 26 | 14 | 12 | 13 | 13 | 0 | 0 |
| | | 2/13/24 | Gojji Telemedicine | 15 | 8 | 7 | 0 | 15 | 0 | 0 |
| | | 2/14/24 | R.I.S.E. Access Center | 9 | 2 | 7 | 0 | 6 | 3 | 0 |
| | | 2/14/24 | Gojji Telemedicine | 14 | 9 | 5 | 0 | 11 | 3 | 0 |
| | | 2/15/24 | Desert Hot Springs Unhoused Outreach | 13 | 5 | 8 | 0 | 12 | 1 | 0 |
| | | 2/15/24 | Indio High School Vaccine Clinic | 16 | 5 | 11 | 16 | 0 | 0 | 0 |

DESERT PHYSICIANS MEDICAL GROUP MEDICAL MOBILE UNIT
RFP - 2022-001 - MONTHLY REPORT

| | | | | | | | | | | |
|--|--|---------|--|----|----|----|----|----|---|---|
| | | 2/15/24 | Gojji Telemedicine | 19 | 6 | 13 | 0 | 18 | 1 | 0 |
| | | 2/16/24 | Our Lady of Guadalupe - Street Medicine | 10 | 3 | 7 | 0 | 9 | 1 | 0 |
| | | 2/16/24 | DSUSD TK Enrollment | 15 | 9 | 6 | 15 | 0 | 0 | 0 |
| | | 2/16/24 | Gojji Telemedicine | 18 | 8 | 10 | 0 | 17 | 1 | 0 |
| | | 2/19/24 | ABC Recovery Home | 10 | 0 | 10 | 0 | 9 | 1 | 0 |
| | | 2/19/24 | Gojji Telemedicine | 14 | 6 | 8 | 0 | 14 | 0 | 0 |
| | | 2/20/24 | Galilee Center at Western Sands Motel - Refugee Clinic | 30 | 13 | 17 | 14 | 16 | 0 | 0 |
| | | 2/20/24 | Gojji Telemedicine | 13 | 7 | 6 | 1 | 11 | 1 | 0 |
| | | 2/21/24 | R.I.S.E. Access Center | 7 | 0 | 7 | 0 | 4 | 3 | 0 |
| | | 2/21/24 | Birth Choice of the Desert | 5 | 5 | 0 | 0 | 5 | 0 | 0 |
| | | 2/21/24 | Gojji Telemedicine | 18 | 9 | 9 | 0 | 15 | 3 | 0 |
| | | 2/22/24 | Gojji Telemedicine | 15 | 11 | 4 | 0 | 12 | 3 | 0 |
| | | 2/23/24 | Our Lady of Guadalupe - Street Medicine | 9 | 1 | 8 | 0 | 8 | 1 | 0 |
| | | 2/23/24 | Gojji Telemedicine | 11 | 3 | 8 | 0 | 9 | 2 | 0 |
| | | 2/26/24 | Coyote Runs Apartments | 3 | 2 | 1 | 0 | 2 | 1 | 0 |
| | | 2/26/24 | Gojji Telemedicine | 17 | 7 | 10 | 0 | 16 | 1 | 0 |

DESERT PHYSICIANS MEDICAL GROUP MEDICAL MOBILE UNIT
RFP - 2022-001 - MONTHLY REPORT

| | | | | | | | | |
|-------------------|--|----|----|----|----|----|---|---|
| 2/27/24 | Galilee Center at Western Sands Motel - Refugee Clinic | 35 | 22 | 13 | 14 | 21 | 0 | 0 |
| 2/27/24 | Gojji Telemedicine | 9 | 7 | 2 | 0 | 9 | 0 | 0 |
| 2/28/24 | R.I.S.E. Access Center | 6 | 2 | 4 | 0 | 5 | 1 | 0 |
| 2/28/24 | Gojji Telemedicine | 16 | 8 | 8 | 0 | 13 | 3 | 0 |
| 2/29/24 | Gojji Telemedicine | 12 | 7 | 5 | 0 | 10 | 2 | 0 |
| March 2024 | | | | | | | | |
| 3/1/24 | Our Lady of Guadalupe - Street Medicine | 4 | 1 | 3 | 0 | 4 | 0 | 0 |
| 3/1/24 | Gojji Telemedicine | 16 | 11 | 5 | 0 | 14 | 2 | 0 |
| 3/4/24 | Gojji Telemedicine | 14 | 11 | 3 | 0 | 14 | 0 | 0 |
| 3/5/24 | Galilee Center at Western Sands Motel - Refugee Clinic | 17 | 10 | 7 | 5 | 12 | 0 | 0 |
| 3/5/24 | Gojji Telemedicine | 17 | 10 | 7 | 1 | 15 | 1 | 0 |
| 3/6/24 | R.I.S.E. Access Center | 3 | 0 | 3 | 0 | 3 | 0 | 0 |
| 3/6/24 | Birth Choice of the Desert | 3 | 3 | 0 | 0 | 3 | 0 | 0 |
| 3/6/24 | Gojji Telemedicine | 12 | 5 | 7 | 0 | 12 | 0 | 0 |
| 3/7/24 | Jovenes Substance Abuse Recovery Home | 19 | 5 | 14 | 3 | 16 | 0 | 0 |

DESERT PHYSICIANS MEDICAL GROUP MEDICAL MOBILE UNIT
RFP - 2022-001 - MONTHLY REPORT

| | | | | | | | | | | |
|--|--|---------|--|----|----|----|----|----|---|---|
| | | 3/7/24 | Gojji Telemedicine | 16 | 4 | 12 | 0 | 14 | 2 | 0 |
| | | 3/8/24 | Our Lady of Guadalupe - Street Medicine | 5 | 1 | 4 | 0 | 5 | 0 | 0 |
| | | 3/8/24 | Gojji Telemedicine | 15 | 13 | 2 | 0 | 13 | 2 | 0 |
| | | 3/9/24 | Ranch 51 - Premier Packing Luncheon and Health Fair | 20 | 2 | 18 | 0 | 19 | 0 | 1 |
| | | 3/11/24 | Gojji Telemedicine | 19 | 5 | 14 | 0 | 18 | 1 | 0 |
| | | 3/12/24 | Galilee Center at Western Sands Motel - Refugee Clinic | 19 | 11 | 8 | 7 | 12 | 0 | 0 |
| | | 3/12/24 | Gojji Telemedicine | 16 | 9 | 7 | 0 | 13 | 3 | 0 |
| | | 3/13/24 | R.I.S.E. Access Center | 7 | 1 | 6 | 0 | 3 | 4 | 0 |
| | | 3/13/24 | Gojji Telemedicine | 17 | 15 | 2 | 0 | 14 | 3 | 0 |
| | | 3/14/24 | James Madison Elementary Vaccine Clinic | 28 | 10 | 18 | 28 | 0 | 0 | 0 |
| | | 3/14/24 | Gojji Telemedicine | 18 | 12 | 6 | 0 | 14 | 4 | 0 |
| | | 3/15/24 | Our Lady of Guadalupe - Street Medicine | 8 | 0 | 8 | 0 | 7 | 1 | 0 |
| | | 3/15/24 | Gojji Telemedicine | 17 | 2 | 15 | 0 | 16 | 1 | 0 |
| | | 3/16/24 | Mecca Community Center Spirometry Screening | 8 | 5 | 3 | 0 | 7 | 1 | 0 |

DESERT PHYSICIANS MEDICAL GROUP MEDICAL MOBILE UNIT
RFP - 2022-001 - MONTHLY REPORT

| | | | | | | | | | | |
|--|--|---------|--|----|----|----|---|----|---|---|
| | | 3/18/24 | Gojji Telemedicine | 14 | 11 | 3 | 0 | 14 | 0 | 0 |
| | | 3/19/24 | Galilee Center at Western Sands Motel - Refugee Clinic | 13 | 5 | 8 | 4 | 9 | 0 | 0 |
| | | 3/19/24 | Gojji Telemedicine | 14 | 8 | 6 | 1 | 11 | 2 | 0 |
| | | 3/20/24 | R.I.S.E. Access Center | 3 | 0 | 3 | 0 | 3 | 0 | 0 |
| | | 3/20/24 | Birth Choice of the Desert | 2 | 2 | 0 | 0 | 2 | 0 | 0 |
| | | 3/20/24 | Gojji Telemedicine | 17 | 6 | 11 | 0 | 16 | 1 | 0 |
| | | 3/21/24 | Desert Hot Springs Unhoused Outreach | 20 | 6 | 14 | 0 | 19 | 1 | 0 |
| | | 3/21/24 | Gojji Telemedicine | 15 | 9 | 6 | 0 | 13 | 2 | 0 |
| | | 3/22/24 | Our Lady of Guadalupe - Street Medicine | 6 | 2 | 4 | 0 | 5 | 1 | 0 |
| | | 3/22/24 | Migrant Education Resource Fair | 13 | 9 | 4 | 0 | 10 | 3 | 0 |
| | | 3/22/24 | Gojji Telemedicine | 18 | 11 | 7 | 0 | 17 | 1 | 0 |
| | | 3/25/24 | CVHC Wolff Water Apartments | 13 | 8 | 5 | 2 | 10 | 1 | 0 |
| | | 3/25/24 | Gojji Telemedicine | 15 | 5 | 10 | 0 | 12 | 3 | 0 |
| | | 3/26/24 | Galilee Center at Western Sands Motel - Refugee Clinic | 17 | 10 | 7 | 3 | 14 | 0 | 0 |

DESERT PHYSICIANS MEDICAL GROUP MEDICAL MOBILE UNIT
RFP - 2022-001 - MONTHLY REPORT

| | | | | | | | | |
|-------------------|--|----|----|----|---|----|---|---|
| 3/26/24 | Gojji Telemedicine | 17 | 8 | 9 | 0 | 16 | 1 | 0 |
| 3/27/24 | R.I.S.E. Access Center | 1 | 1 | 0 | 0 | 0 | 1 | 0 |
| 3/27/24 | Gojji Telemedicine | 20 | 14 | 6 | 0 | 18 | 2 | 0 |
| 3/28/24 | Gojji Telemedicine | 14 | 7 | 7 | 0 | 14 | 0 | 0 |
| 3/29/24 | Our Lady of Guadalupe - Street Medicine | 13 | 3 | 10 | 0 | 11 | 2 | 0 |
| 3/29/24 | Gojji Telemedicine | 12 | 7 | 5 | 1 | 9 | 2 | 0 |
| April 2024 | | | | | | | | |
| 4/1/24 | Gojji Telemedicine | 18 | 9 | 9 | 0 | 18 | 0 | 0 |
| 4/2/24 | Galilee Center at Western Sands Motel - Refugee Clinic | 24 | 14 | 10 | 7 | 17 | 0 | 0 |
| 4/2/24 | Gojji Telemedicine | 16 | 11 | 5 | 0 | 16 | 0 | 0 |
| 4/3/24 | Birth Choice of the Desert | 2 | 2 | 0 | 0 | 2 | 0 | 0 |
| 4/3/24 | Gojji Telemedicine | 14 | 12 | 2 | 0 | 14 | 0 | 0 |
| 4/4/24 | Gojji Telemedicine | 17 | 5 | 12 | 0 | 15 | 2 | 0 |
| 4/5/24 | Our Lady of Guadalupe - Street Medicine | 10 | 0 | 10 | 0 | 7 | 1 | 2 |
| 4/5/24 | Gojji Telemedicine | 18 | 11 | 7 | 0 | 18 | 0 | 0 |
| 4/8/24 | Gojji Telemedicine | 17 | 8 | 9 | 0 | 15 | 2 | 0 |

DESERT PHYSICIANS MEDICAL GROUP MEDICAL MOBILE UNIT
RFP - 2022-001 - MONTHLY REPORT

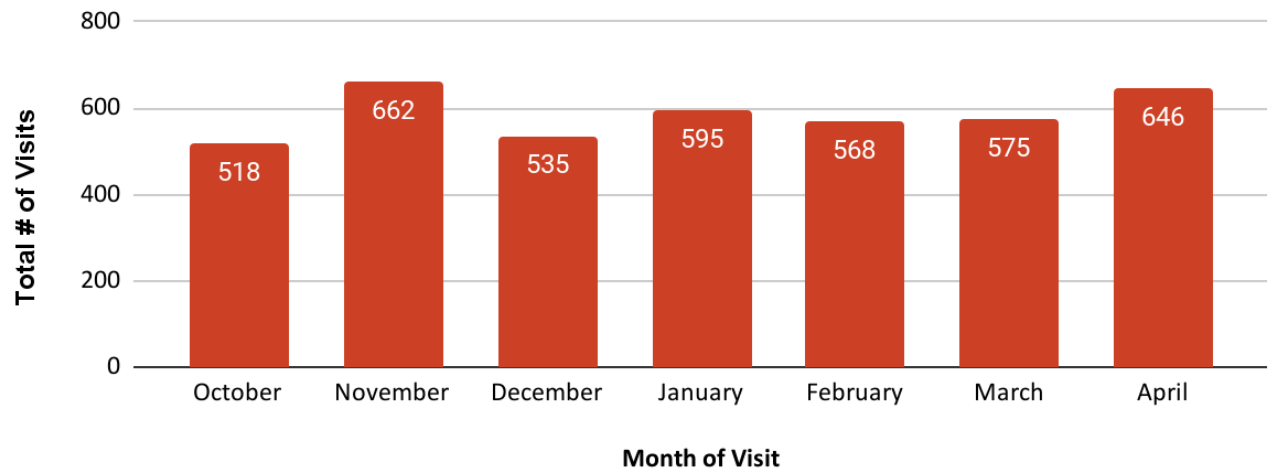
| | | | | | | | | | | |
|--|--|---------|--|----|----|----|---|----|---|---|
| | | 4/9/24 | Galilee Center at Western Sands Motel - Refugee Clinic | 16 | 10 | 6 | 5 | 11 | 0 | 0 |
| | | 4/9/24 | Gojji Telemedicine | 15 | 6 | 9 | 0 | 15 | 0 | 0 |
| | | 4/10/24 | ABC Recovery Home | 5 | 1 | 4 | 0 | 5 | 0 | 0 |
| | | 4/10/24 | Gojji Telemedicine | 14 | 13 | 1 | 0 | 13 | 1 | 0 |
| | | 4/11/24 | Gojji Telemedicine | 17 | 4 | 13 | 0 | 14 | 3 | 0 |
| | | 4/12/24 | Our Lady of Guadalupe - Street Medicine | 17 | 8 | 9 | 0 | 13 | 4 | 0 |
| | | 4/12/24 | Gojji Telemedicine | 18 | 7 | 11 | 0 | 15 | 3 | 0 |
| | | 4/13/24 | Tudor Ranch Wellness Fair | 24 | 13 | 11 | 1 | 21 | 2 | 0 |
| | | 4/15/24 | Jovenes Substance Abuse Recovery Home | 32 | 7 | 25 | 1 | 31 | 0 | 0 |
| | | 4/15/24 | Gojji Telemedicine | 15 | 12 | 3 | 0 | 15 | 0 | 0 |
| | | 4/16/24 | Galilee Center at Western Sands Motel - Refugee Clinic | 27 | 13 | 14 | 6 | 21 | 0 | 0 |
| | | 4/16/24 | Gojji Telemedicine | 16 | 8 | 8 | 1 | 14 | 1 | 0 |
| | | 4/17/24 | R.I.S.E | 1 | 1 | 0 | 0 | 1 | 0 | 0 |
| | | 4/17/24 | Gojji Telemedicine | 17 | 6 | 11 | 0 | 14 | 3 | 0 |
| | | 4/18/24 | Desert Hot Springs Unhoused Outreach | 26 | 10 | 16 | 0 | 25 | 0 | 1 |

DESERT PHYSICIANS MEDICAL GROUP MEDICAL MOBILE UNIT
RFP - 2022-001 - MONTHLY REPORT

| | | | | | | | | | | |
|--|--|---------|--|----|----|----|----|----|---|---|
| | | 4/18/24 | Coral Mountain Academy Tdap Clinic | 35 | 18 | 17 | 35 | 0 | 0 | 0 |
| | | 4/18/24 | Gojji Telemedicine | 17 | 3 | 14 | 0 | 15 | 2 | 0 |
| | | 4/19/24 | Our Lady of Guadalupe - Street Medicine | 11 | 2 | 9 | 0 | 9 | 2 | 0 |
| | | 4/19/24 | Gojji Telemedicine | 17 | 7 | 10 | 0 | 15 | 2 | 0 |
| | | 4/22/24 | Mecca Elementary School Tdap Clinic | 23 | 10 | 13 | 23 | 0 | 0 | 0 |
| | | 4/22/24 | Gojji Telemedicine | 15 | 7 | 8 | 0 | 14 | 1 | 0 |
| | | 4/23/24 | Galilee Center at Western Sands Motel - Refugee Clinic | 5 | 2 | 3 | 2 | 3 | 0 | 0 |
| | | 4/23/24 | Gojji Telemedicine | 18 | 10 | 8 | 0 | 17 | 1 | 0 |
| | | 4/24/24 | R.I.S.E. | 2 | 1 | 1 | 0 | 2 | 0 | 0 |
| | | 4/24/24 | Birth Choice of the Desert | 4 | 4 | 0 | 0 | 4 | 0 | 0 |
| | | 4/24/24 | Gojji Telemedicine | 15 | 9 | 6 | 0 | 15 | 0 | 0 |
| | | 4/25/24 | Gojji Telemedicine | 12 | 7 | 5 | 0 | 11 | 1 | 0 |
| | | 4/26/24 | Our Lady of Guadalupe - Street Medicine | 17 | 8 | 9 | 0 | 11 | 6 | 0 |
| | | 4/26/24 | Gojji Telemedicine | 16 | 6 | 10 | 0 | 15 | 1 | 0 |
| | | 4/29/24 | Gojji Telemedicine | 17 | 9 | 8 | 0 | 17 | 0 | 0 |
| | | 4/29/24 | CVHC St. Anthony's | 6 | 6 | 0 | 0 | 1 | 5 | 0 |

| | | | | | | | | |
|---------------------------------|--|------|------|------|-----|------|-----|----|
| | Mobile Home Park | | | | | | | |
| 4/30/24 | Gojji Telemedicine | 19 | 10 | 9 | 1 | 18 | 0 | 0 |
| 4/30/24 | Galilee Center at Western Sands Motel - Refugee Clinic | 1 | 1 | 0 | 1 | 0 | 0 | 0 |
| Total Since October 2023 | | 4099 | 1913 | 2186 | 446 | 3306 | 337 | 10 |

DESERT PHYSICIANS MEDICAL GROUP MEDICAL MOBILE UNIT
Number of Patients Seen



| | | |
|-----------------|---|--|
| Goal | Goal/ Objective/ Other Topics | Successes, Emergent Issues, Challenges, Findings, and Supportive Information (Graphs, reports, indicator results, etc.) |
| Services | By September 30, 2023, provide primary and | The table and graph below illustrates the total number of patient encounters seen since the launch of services on October 1, 2022 up to this reporting period. |

| specialty care services to 3,000 patients. | Date | Location | # of Patients seen | Gender | | Age | | | | |
|--|----------------------|---|--------------------|--------|------|---------|----------|---------|---------|--|
| | | | | Female | Male | ≤ 18 yo | 19-64 yo | ≥ 65 yo | Unknown | |
| | October 2022 | | | | | | | | | |
| | 10/14/22 | Our Lady of Guadalupe - Street Medicine | 3 | 1 | 2 | 0 | 2 | 1 | 0 | |
| | 10/15/22 | Oasis Thermal - Arsenic Clinic | 28 | 16 | 12 | 5 | 23 | 0 | 0 | |
| | 10/22/22 | Desert Hot Springs Health & Wellness Center | 30 | 22 | 8 | 6 | 19 | 5 | 0 | |
| | 10/28/22 | Our Lady of Guadalupe - Street Medicine | 4 | 2 | 2 | 0 | 3 | 1 | 0 | |
| | November 2022 | | | | | | | | | |
| | 11/11/22 | Our Lady of Guadalupe - Street Medicine | 2 | 0 | 2 | 0 | 2 | 0 | 0 | |
| | 11/19/22 | Oasis Thermal - Arsenic Clinic | 10 | 7 | 3 | 0 | 9 | 1 | 0 | |
| | December 2022 | | | | | | | | | |
| | 12/9/22 | Our Lady of Guadalupe - Street Medicine | 5 | 0 | 5 | 0 | 4 | 1 | 0 | |
| | 12/23/22 | Our Lady of Guadalupe - Street Medicine | 6 | 2 | 4 | 0 | 5 | 0 | 1 | |

| January 2023 | | | | | | | | |
|---------------|---|----|----|----|----|----|----|---|
| 1/6/23 | Our Lady of Guadalupe - Street Medicine | 7 | 2 | 5 | 0 | 5 | 2 | 0 |
| 1/19/23 | Headstart Nursery | 30 | 12 | 18 | 0 | 24 | 5 | 1 |
| 1/19/23 | Tudor Ranch | 76 | 21 | 55 | 0 | 56 | 16 | 4 |
| 1/20/23 | Our Lady of Guadalupe - Street Medicine | 3 | 0 | 3 | 0 | 3 | 0 | 0 |
| 1/25/23 | Mobile Van Clinic | 1 | 1 | 0 | 0 | 1 | 0 | 0 |
| 1/28/23 | Palm Springs Health Run & Wellness Festival | 3 | 0 | 3 | 0 | 2 | 1 | 0 |
| February 2023 | | | | | | | | |
| 2/3/23 | Our Lady of Guadalupe - Street Medicine | 2 | 1 | 1 | 0 | 2 | 0 | 0 |
| 2/17/23 | Our Lady of Guadalupe - Street Medicine | 11 | 3 | 8 | 0 | 7 | 2 | 2 |
| 2/22/23 | Anthony Vineyards | 71 | 9 | 62 | 1 | 57 | 12 | 1 |
| March 2023 | | | | | | | | |
| 3/3/23 | Our Lady of Guadalupe - Street Medicine | 9 | 3 | 6 | 0 | 9 | 0 | 0 |
| 3/10/23 | Our Lady of Guadalupe - Street Medicine | 6 | 2 | 4 | 0 | 4 | 0 | 2 |
| 3/14/23 | Galilee Center at | 59 | 33 | 26 | 34 | 24 | 1 | 0 |

DESERT PHYSICIANS MEDICAL GROUP MEDICAL MOBILE UNIT
RFP - 2022-001 - MONTHLY REPORT

| | | | | | | | | |
|-------------------|--|----|----|----|----|----|---|---|
| | Western Sands Motel - Refugee Clinic | | | | | | | |
| 3/17/23 | Our Lady of Guadalupe - Street Medicine | 3 | 0 | 3 | 0 | 2 | 1 | 0 |
| 3/19/23 | Anthony Vineyards - "Dia de la Familia" Health Fair | 46 | 27 | 19 | 6 | 33 | 6 | 1 |
| 3/21/23 | Galilee Center at Western Sands Motel - Refugee Clinic | 40 | 21 | 19 | 17 | 23 | 0 | 0 |
| 3/24/23 | Our Lady of Guadalupe - Street Medicine | 5 | 1 | 4 | 0 | 3 | 2 | 0 |
| 3/28/23 | Galilee Center at Western Sands Motel - Refugee Clinic | 37 | 18 | 19 | 20 | 17 | 0 | 0 |
| 3/31/23 | Our Lady of Guadalupe - Street Medicine | 6 | 1 | 5 | 0 | 4 | 1 | 1 |
| April 2023 | | | | | | | | |
| 4/4/23 | Galilee Center at Western Sands Motel - Refugee Clinic | 16 | 6 | 10 | 7 | 9 | 0 | 0 |
| 4/11/23 | Galilee Center at Western Sands Motel - Refugee Clinic | 56 | 23 | 33 | 30 | 26 | 0 | 0 |
| 4/14/23 | Our Lady of Guadalupe - Street Medicine | 11 | 2 | 9 | 0 | 8 | 3 | 0 |

DESERT PHYSICIANS MEDICAL GROUP MEDICAL MOBILE UNIT
RFP - 2022-001 - MONTHLY REPORT

| | | | | | | | | |
|-----------------|--|----|----|----|----|----|---|---|
| 4/18/23 | Galilee Center at Western Sands Motel - Refugee Clinic | 56 | 26 | 30 | 19 | 37 | 0 | 0 |
| 4/21/23 | Our Lady of Guadalupe - Street Medicine | 15 | 1 | 14 | 0 | 11 | 1 | 3 |
| 4/25/23 | Galilee Center at Western Sands Motel - Refugee Clinic | 41 | 14 | 27 | 11 | 30 | 0 | 0 |
| 4/28/23 | Our Lady of Guadalupe - Street Medicine | 10 | 3 | 7 | 0 | 6 | 1 | 3 |
| May 2023 | | | | | | | | |
| 5/2/23 | Galilee Center at Western Sands Motel - Refugee Clinic | 35 | 15 | 20 | 8 | 26 | 1 | 0 |
| 5/3/23 | Mental Health Awareness Fair | 36 | 25 | 11 | 5 | 31 | 0 | 0 |
| 5/4/23 | John Glenn Middle School Tdap Clinic | 12 | 5 | 7 | 11 | 1 | 0 | 0 |
| 5/5/23 | Our Lady of Guadalupe - Street Medicine | 16 | 5 | 11 | 0 | 10 | 4 | 2 |
| 5/8/23 | Indio Middle School Tdap Clinic | 18 | 10 | 8 | 15 | 3 | 0 | 0 |
| 5/9/23 | Galilee Center at Western Sands Motel - Refugee Clinic | 35 | 19 | 16 | 5 | 30 | 0 | 0 |

DESERT PHYSICIANS MEDICAL GROUP MEDICAL MOBILE UNIT
RFP - 2022-001 - MONTHLY REPORT

| | | | | | | | | | | |
|--|--|---------|--|-----|-----|-----|-----|----|---|---|
| | | 5/10/23 | Valle Del Sol Elementary Tdap Clinic | 35 | 20 | 15 | 34 | 1 | 0 | 0 |
| | | 5/10/23 | Saul Martinez Elementary Tdap Clinic | 24 | 7 | 17 | 24 | 0 | 0 | 0 |
| | | 5/11/23 | Thomas Jefferson Middle School Tdap Clinic | 8 | 3 | 5 | 8 | 0 | 0 | 0 |
| | | 5/12/23 | Our Lady of Guadalupe - Street Medicine | 12 | 4 | 8 | 0 | 10 | 2 | 0 |
| | | 5/15/23 | Colonel Mitchell Paige Middle School Tdap Clinic | 2 | 2 | 0 | 2 | 0 | 0 | 0 |
| | | 5/16/23 | Galilee Center at Western Sands Motel - Refugee Clinic | 37 | 19 | 18 | 6 | 31 | 0 | 0 |
| | | 5/17/23 | Palm Desert Charter Middle School Tdap Clinic | 31 | 11 | 20 | 31 | 0 | 0 | 0 |
| | | 5/18/23 | La Quinta Middle Stem Academy Tdap Clinic | 34 | 12 | 22 | 34 | 0 | 0 | 0 |
| | | 5/19/23 | Our Lady of Guadalupe - Street Medicine | 5 | 2 | 3 | 0 | 4 | 1 | 0 |
| | | 5/20/23 | CVUSD District Office Tdap/COVID Clinic | 31 | 18 | 13 | 29 | 2 | 0 | 0 |
| | | 5/22/23 | Palm Desert High School Sports Physicals | 289 | 135 | 154 | 289 | 0 | 0 | 0 |

DESERT PHYSICIANS MEDICAL GROUP MEDICAL MOBILE UNIT
RFP - 2022-001 - MONTHLY REPORT

| | | | | | | | | |
|------------------|--|-----|-----|-----|-----|----|---|---|
| 5/23/23 | Galilee Center at Western Sands Motel - Refugee Clinic | 29 | 13 | 16 | 7 | 22 | 0 | 0 |
| 5/25/23 | Sacred Heart Tdap Clinic & Sports Physicals | 29 | 12 | 17 | 29 | 0 | 0 | 0 |
| 5/26/23 | Our Lady of Guadalupe - Street Medicine | 16 | 3 | 13 | 0 | 13 | 3 | 0 |
| 5/30/23 | Galilee Center at Western Sands Motel - Refugee Clinic | 44 | 21 | 23 | 19 | 25 | 0 | 0 |
| 5/31/23 | La Quinta High School Sports Physicals | 288 | 128 | 160 | 288 | 0 | 0 | 0 |
| June 2023 | | | | | | | | |
| 6/1/23 | Cathedral City High School Sports Physicals | 197 | 94 | 103 | 197 | 0 | 0 | 0 |
| 6/2/23 | Our Lady of Guadalupe - Street Medicine | 13 | 4 | 9 | 0 | 10 | 2 | 1 |
| 6/5/23 | Palm Springs High School Sports Physicals | 231 | 152 | 79 | 231 | 0 | 0 | 0 |
| 6/6/23 | Galilee Center at Western Sands Motel - Refugee Clinic | 25 | 14 | 11 | 10 | 15 | 0 | 0 |
| 6/9/23 | Our Lady of Guadalupe | 11 | 2 | 9 | 0 | 9 | 2 | 0 |

DESERT PHYSICIANS MEDICAL GROUP MEDICAL MOBILE UNIT
RFP - 2022-001 - MONTHLY REPORT

| | | | | | | | | | |
|------------------|--|----|--|---|----|---|----|---|---|
| | | | - Street Medicine | | | | | | |
| 6/13/23 | | 17 | Galilee Center at Western Sands Motel - Refugee Clinic | 7 | 10 | 5 | 12 | 0 | 0 |
| 6/14/23 | | 6 | Gene Autry Wash | 2 | 4 | 0 | 6 | 0 | 0 |
| 6/20/23 | | 13 | Galilee Center at Western Sands Motel - Refugee Clinic | 1 | 12 | 0 | 13 | 0 | 0 |
| 6/21/23 | | 12 | Gene Autry Wash | 6 | 6 | 0 | 10 | 2 | 0 |
| 6/23/23 | | 13 | Our Lady of Guadalupe - Street Medicine | 3 | 10 | 0 | 10 | 3 | 0 |
| 6/27/23 | | 17 | Galilee Center at Western Sands Motel - Refugee Clinic | 7 | 10 | 4 | 13 | 0 | 0 |
| 6/28/23 | | 7 | Gene Autry Wash | 2 | 5 | 0 | 6 | 1 | 0 |
| 6/30/23 | | 10 | Our Lady of Guadalupe - Street Medicine | 1 | 9 | 0 | 9 | 0 | 1 |
| July 2023 | | | | | | | | | |
| 7/5/23 | | 23 | Gene Autry Wash | 6 | 17 | 0 | 23 | 0 | 0 |
| 7/5/23 | | 8 | Gojji Telemedicine | 1 | 7 | 0 | 7 | 1 | 0 |
| 7/6/23 | | 12 | Gojji Telemedicine | 7 | 5 | 0 | 11 | 1 | 0 |
| 7/7/23 | | 13 | Our Lady of Guadalupe - Street Medicine | 3 | 10 | 0 | 10 | 3 | 0 |

DESERT PHYSICIANS MEDICAL GROUP MEDICAL MOBILE UNIT
RFP - 2022-001 - MONTHLY REPORT

| | | | | | | | | | | |
|--|--|---------|--|----|----|----|----|----|---|---|
| | | 7/7/23 | Gojji Telemedicine | 4 | 4 | 0 | 0 | 4 | 0 | 0 |
| | | 7/10/23 | Gojji Telemedicine | 2 | 1 | 1 | 0 | 2 | 0 | 0 |
| | | 7/11/23 | Galilee Center at Western Sands Motel - Refugee Clinic | 36 | 20 | 16 | 15 | 21 | 0 | 0 |
| | | 7/11/23 | Gojji Telemedicine | 2 | 1 | 1 | 0 | 2 | 0 | 0 |
| | | 7/12/23 | Gene Autry Wash | 10 | 3 | 7 | 0 | 8 | 2 | 0 |
| | | 7/12/23 | Gojji Telemedicine | 2 | 1 | 1 | 0 | 2 | 0 | 0 |
| | | 7/13/23 | Gojji Telemedicine | 14 | 6 | 8 | 0 | 12 | 2 | 0 |
| | | 7/14/23 | Our Lady of Guadalupe - Street Medicine | 18 | 10 | 8 | 0 | 17 | 1 | 0 |
| | | 7/14/23 | Gojji Telemedicine | 5 | 3 | 2 | 0 | 5 | 0 | 0 |
| | | 7/17/23 | Gojji Telemedicine | 4 | 2 | 2 | 0 | 4 | 0 | 0 |
| | | 7/18/23 | Galilee Center at Western Sands Motel - Refugee Clinic | 39 | 21 | 18 | 17 | 22 | 0 | 0 |
| | | 7/18/23 | Gojji Telemedicine | 3 | 1 | 2 | 0 | 3 | 0 | 0 |
| | | 7/19/23 | Gene Autry Wash | 11 | 4 | 7 | 0 | 10 | 1 | 0 |
| | | 7/19/23 | Gojji Telemedicine | 4 | 2 | 2 | 0 | 3 | 1 | 0 |
| | | 7/20/23 | Coachella Valley Housing Coalition | 5 | 4 | 1 | 0 | 3 | 2 | 0 |
| | | 7/20/23 | Gojji Telemedicine | 5 | 2 | 3 | 0 | 4 | 1 | 0 |

DESERT PHYSICIANS MEDICAL GROUP MEDICAL MOBILE UNIT
RFP - 2022-001 - MONTHLY REPORT

| | | | | | | | | |
|--------------------|--|----|----|----|----|----|---|---|
| 7/21/23 | Our Lady of Guadalupe - Street Medicine | 17 | 7 | 10 | 0 | 15 | 2 | 0 |
| 7/21/23 | Gojji Telemedicine | 5 | 5 | 0 | 0 | 5 | 0 | 0 |
| 7/24/23 | Gojji Telemedicine | 4 | 1 | 3 | 0 | 4 | 0 | 0 |
| 7/25/23 | Galilee Center at Western Sands Motel - Refugee Clinic | 28 | 15 | 13 | 13 | 15 | 0 | 0 |
| 7/25/23 | Gojji Telemedicine | 1 | 1 | 0 | 0 | 1 | 0 | 0 |
| 7/26/23 | Gene Autry Wash | 15 | 3 | 12 | 0 | 13 | 1 | 1 |
| 7/26/23 | Gojji Telemedicine | 5 | 4 | 1 | 0 | 4 | 1 | 0 |
| 7/27/23 | Gojji Telemedicine | 13 | 6 | 7 | 0 | 13 | 0 | 0 |
| 7/28/23 | Our Lady of Guadalupe - Street Medicine | 29 | 9 | 20 | 0 | 26 | 2 | 1 |
| 7/28/23 | Gojji Telemedicine | 5 | 3 | 2 | 0 | 4 | 1 | 0 |
| 7/31/23 | Jovenes Substance Abuse Recovery Home | 33 | 12 | 21 | 3 | 29 | 1 | 0 |
| 7/31/23 | Gojji Telemedicine | 4 | 3 | 1 | 0 | 4 | 0 | 0 |
| August 2023 | | | | | | | | |
| 8/1/23 | Galilee Center at Western Sands Motel - Refugee Clinic | 22 | 14 | 8 | 9 | 13 | 0 | 0 |
| 8/1/23 | Gojji Telemedicine | 2 | 0 | 2 | 0 | 2 | 0 | 0 |

DESERT PHYSICIANS MEDICAL GROUP MEDICAL MOBILE UNIT
RFP - 2022-001 - MONTHLY REPORT

| | | | | | | | | | | |
|--|--|---------|--|----|----|----|----|----|---|---|
| | | 8/2/23 | Gene Austry Wash | 6 | 4 | 2 | 0 | 6 | 0 | 0 |
| | | 8/2/23 | DSUSD District Tdap Clinic | 36 | 16 | 20 | 36 | 0 | 0 | 0 |
| | | 8/2/23 | Gojji Telemedicine | 6 | 2 | 4 | 0 | 4 | 2 | 0 |
| | | 8/3/23 | Gojji Telemedicine | 6 | 3 | 3 | 0 | 4 | 2 | 0 |
| | | 8/4/23 | Our Lady of Guadalupe - Street Medicine | 15 | 5 | 10 | 0 | 13 | 2 | 0 |
| | | 8/4/23 | Gojji Telemedicine | 8 | 5 | 3 | 0 | 8 | 0 | 0 |
| | | 8/7/23 | La Quinta Middle School Tdap Clinic | 75 | 38 | 37 | 74 | 1 | 0 | 0 |
| | | 8/7/23 | Gojji Telemedicine | 5 | 4 | 1 | 0 | 5 | 0 | 0 |
| | | 8/8/23 | Galilee Center at Western Sands Motel - Refugee Clinic | 35 | 20 | 15 | 13 | 22 | 0 | 0 |
| | | 8/9/23 | Gene Austry Wash | 4 | 1 | 3 | 0 | 3 | 1 | 0 |
| | | 8/9/23 | Gojji Telemedicine | 5 | 4 | 1 | 0 | 5 | 0 | 0 |
| | | 8/10/23 | Desert Ridge Academy Vaccine Clinic | 48 | 27 | 21 | 47 | 1 | 0 | 0 |
| | | 8/10/23 | Gojji Telemedicine | 9 | 4 | 5 | 0 | 6 | 3 | 0 |
| | | 8/11/23 | Our Lady of Guadalupe - Street Medicine | 13 | 6 | 7 | 0 | 10 | 3 | 0 |
| | | 8/11/23 | Gojji Telemedicine | 8 | 4 | 4 | 0 | 7 | 1 | 0 |
| | | 8/14/23 | Cahuilla Desert | 46 | 26 | 20 | 46 | 0 | 0 | 0 |

DESERT PHYSICIANS MEDICAL GROUP MEDICAL MOBILE UNIT
RFP - 2022-001 - MONTHLY REPORT

| | | | | | | | | | |
|---------|--|----|--|----|----|----|----|---|---|
| | | | Academy Tdap Clinic | | | | | | |
| 8/14/23 | | 5 | Gojji Telemedicine | 3 | 2 | 0 | 5 | 0 | 0 |
| 8/15/23 | | 15 | Galilee Center at Western Sands Motel - Refugee Clinic | 6 | 9 | 4 | 10 | 1 | 0 |
| 8/16/23 | | 6 | Gene Autry Wash | 1 | 5 | 0 | 5 | 1 | 0 |
| 8/16/23 | | 4 | Gojji Telemedicine | 2 | 2 | 0 | 3 | 1 | 0 |
| 8/17/23 | | 5 | Gojji Telemedicine | 1 | 4 | 0 | 4 | 1 | 0 |
| 8/17/23 | | 35 | Woodspur Farms | 25 | 10 | 2 | 33 | 0 | 0 |
| 8/18/23 | | 9 | Our Lady of Guadalupe - Street Medicine | 1 | 8 | 0 | 6 | 3 | 0 |
| 8/18/23 | | 7 | Gojji Telemedicine | 6 | 1 | 0 | 7 | 0 | 0 |
| 8/22/23 | | 22 | Galilee Center at Western Sands Motel - Refugee Clinic | 12 | 10 | 6 | 16 | 0 | 0 |
| 8/22/23 | | 2 | Gojji Telemedicine | 1 | 1 | 0 | 2 | 0 | 0 |
| 8/23/23 | | 13 | Toro Canyon Middle School Tdap Clinic | 11 | 2 | 13 | 0 | 0 | 0 |
| 8/23/23 | | 9 | Thomas Jefferson Middle School Tdap Clinic | 6 | 3 | 9 | 0 | 0 | 0 |
| 8/23/23 | | 4 | Gojji Telemedicine | 1 | 3 | 0 | 4 | 0 | 0 |
| 8/24/23 | | 17 | Desert Hot Springs | 7 | 10 | 0 | 13 | 4 | 0 |

DESERT PHYSICIANS MEDICAL GROUP MEDICAL MOBILE UNIT
RFP - 2022-001 - MONTHLY REPORT

| | | | | | | | | | |
|-----------------------|--|----|-------------------|----|----|----|---|---|--|
| | | | Unhoused Outreach | | | | | | |
| 8/24/23 | Gojji Telemedicine | 6 | 3 | 3 | 0 | 6 | 0 | 0 | |
| 8/25/23 | Our Lady of Guadalupe - Street Medicine | 7 | 2 | 5 | 0 | 4 | 3 | 0 | |
| 8/25/23 | Gojji Telemedicine | 6 | 2 | 4 | 0 | 5 | 1 | 0 | |
| 8/28/23 | Jovenes Substance Abuse Recovery Home | 20 | 7 | 13 | 2 | 15 | 3 | 0 | |
| 8/28/23 | Gojji Telemedicine | 6 | 4 | 2 | 0 | 6 | 0 | 0 | |
| 8/29/23 | Galilee Center at Western Sands Motel - Refugee Clinic | 40 | 22 | 18 | 21 | 19 | 0 | 0 | |
| 8/30/23 | Gene Autry Wash | 6 | 2 | 4 | 0 | 6 | 0 | 0 | |
| 8/30/23 | Gojji Telemedicine | 6 | 2 | 4 | 0 | 4 | 2 | 0 | |
| 8/31/23 | Gojji Telemedicine | 4 | 1 | 3 | 0 | 3 | 1 | 0 | |
| September 2023 | | | | | | | | | |
| 9/1/23 | Our Lady of Guadalupe - Street Medicine | 12 | 4 | 8 | 0 | 9 | 3 | 0 | |
| 9/1/23 | Gojji Telemedicine | 17 | 9 | 8 | 0 | 17 | 0 | 0 | |
| 9/5/23 | Galilee Center at Western Sands Motel - Refugee Clinic | 28 | 12 | 16 | 7 | 21 | 0 | 0 | |
| 9/5/23 | Gojji Telemedicine | 14 | 12 | 2 | 0 | 14 | 0 | 0 | |

DESERT PHYSICIANS MEDICAL GROUP MEDICAL MOBILE UNIT
RFP - 2022-001 - MONTHLY REPORT

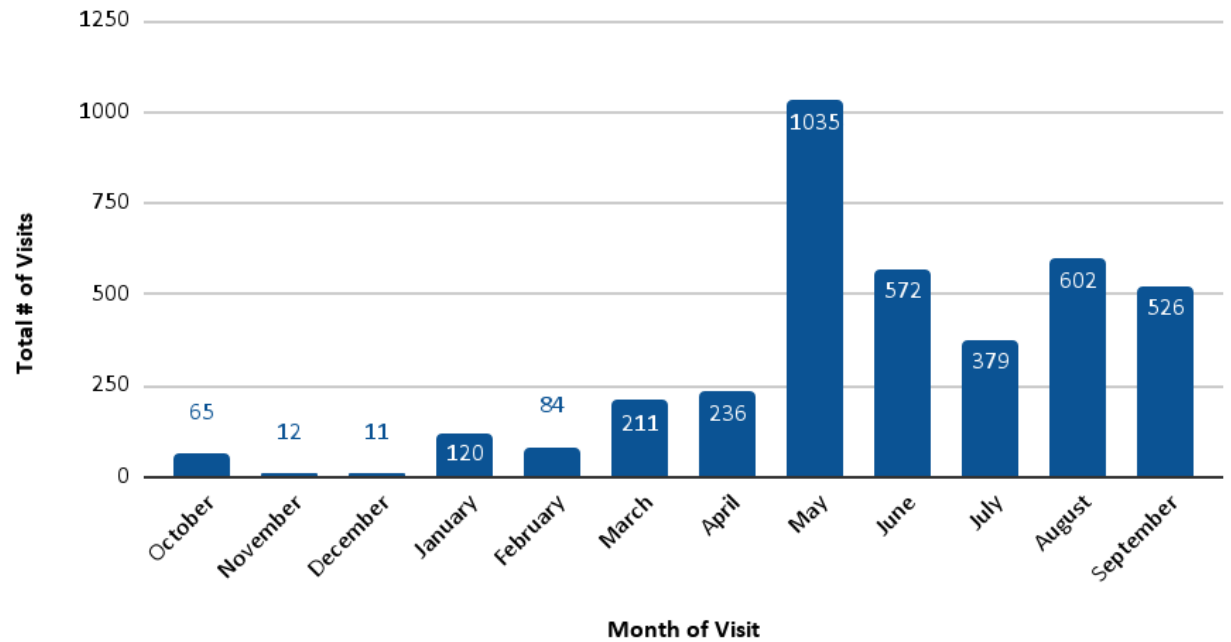
| | | | | | | | | | | |
|--|--|---------|--|----|----|----|---|----|---|---|
| | | 9/6/23 | Gojji Telemedicine | 15 | 6 | 9 | 0 | 15 | 0 | 0 |
| | | 9/7/23 | Gojji Telemedicine | 16 | 9 | 7 | 0 | 14 | 2 | 0 |
| | | 9/8/23 | Our Lady of Guadalupe - Street Medicine | 15 | 5 | 10 | 0 | 9 | 6 | 0 |
| | | 9/8/23 | Gojji Telemedicine | 14 | 8 | 6 | 0 | 11 | 3 | 0 |
| | | 9/11/23 | Mountain View Estates | 17 | 13 | 4 | 3 | 13 | 1 | 0 |
| | | 9/11/23 | Gojji Telemedicine | 15 | 6 | 9 | 0 | 13 | 2 | 0 |
| | | 9/12/23 | Galilee Center at Western Sands Motel - Refugee Clinic | 22 | 15 | 7 | 6 | 16 | 0 | 0 |
| | | 9/12/23 | Gojji Telemedicine | 11 | 8 | 3 | 0 | 11 | 0 | 0 |
| | | 9/13/23 | Gene Autry Wash | 11 | 5 | 6 | 1 | 9 | 1 | 0 |
| | | 9/13/23 | Gojji Telemedicine | 15 | 10 | 5 | 0 | 15 | 0 | 0 |
| | | 9/14/23 | Gojji Telemedicine | 14 | 7 | 7 | 0 | 12 | 2 | 0 |
| | | 9/15/23 | Our Lady of Guadalupe - Street Medicine | 15 | 6 | 9 | 0 | 12 | 3 | 0 |
| | | 9/15/23 | Gojji Telemedicine | 14 | 9 | 5 | 0 | 14 | 0 | 0 |
| | | 9/18/23 | Paseo De Los Heros II | 8 | 6 | 2 | 2 | 6 | 0 | 0 |
| | | 9/18/23 | Gojji Telemedicine | 19 | 8 | 11 | 0 | 17 | 2 | 0 |
| | | 9/19/23 | Galilee Center at Western Sands Motel - Refugee Clinic | 21 | 9 | 12 | 8 | 13 | 0 | 0 |

DESERT PHYSICIANS MEDICAL GROUP MEDICAL MOBILE UNIT
RFP - 2022-001 - MONTHLY REPORT

| | | | | | | | | | | |
|--|--|---------|--|----|----|----|---|----|---|---|
| | | 9/19/23 | Gojji Telemedicine | 11 | 8 | 3 | 0 | 11 | 0 | 0 |
| | | 9/20/23 | Gene Austry Wash | 8 | 3 | 5 | 0 | 7 | 1 | 0 |
| | | 9/20/23 | Gojji Telemedicine | 15 | 8 | 7 | 0 | 11 | 4 | 0 |
| | | 9/21/23 | Desert Hot Springs Unhoused Outreach | 22 | 9 | 13 | 0 | 18 | 4 | 0 |
| | | 9/21/23 | Gojji Telemedicine | 16 | 6 | 10 | 0 | 14 | 2 | 0 |
| | | 9/22/23 | Our Lady of Guadalupe - Street Medicine | 12 | 4 | 8 | 0 | 10 | 2 | 0 |
| | | 9/22/23 | Gojji Telemedicine | 14 | 10 | 4 | 0 | 14 | 0 | 0 |
| | | 9/25/23 | Our Lady of Soledad | 16 | 8 | 8 | 0 | 14 | 2 | 0 |
| | | 9/25/23 | Gojji Telemedicine | 14 | 9 | 5 | 0 | 10 | 4 | 0 |
| | | 9/26/23 | Galilee Center at Western Sands Motel - Refugee Clinic | 23 | 9 | 14 | 6 | 17 | 0 | 0 |
| | | 9/26/23 | Gojji Telemedicine | 12 | 7 | 5 | 0 | 12 | 0 | 0 |
| | | 9/27/23 | Birth Choice of the Desert | 2 | 2 | 0 | 0 | 2 | 0 | 0 |
| | | 9/27/23 | Gojji Telemedicine | 13 | 8 | 5 | 0 | 11 | 2 | 0 |
| | | 9/28/23 | Gojji Telemedicine | 12 | 6 | 6 | 0 | 11 | 1 | 0 |
| | | 9/29/23 | Our Lady of Guadalupe - Street Medicine | 11 | 2 | 9 | 0 | 7 | 2 | 2 |
| | | 9/29/23 | Gojji Telemedicine | 12 | 9 | 3 | 0 | 11 | 1 | 0 |

| | | | | | | | |
|--|------|------|------|------|------|-----|----|
| Totals: October 2022 - September 2023 | 3853 | 1821 | 2032 | 1810 | 1824 | 192 | 27 |
|--|------|------|------|------|------|-----|----|

**DESERT PHYSICIANS MEDICAL GROUP MEDICAL MOBILE UNIT
Number of Patients Seen**



Report Period: 5/01/2024-5/31//2024
(Monthly report due the 15th of each month)

Report by: Melissa Fonder-Director of Mobile and School Based Services

Program/Project Information:

Grant # 1288

Project Title: Improving Access to Healthcare in Desert Highland Gateway Estates

Start Date: 07/01/2021

End Date: 12/31/2024

Term: 36 Months

Grant Amount: \$575,000

Executive Summary: DAP+Borrego Health is committed to providing and increasing access to healthcare services for those living in Desert Highland Gateway Estates and the surrounding communities. This funding will provide support for a pilot mobile services program and begin to assess the sustainability of a more permanent healthcare program within the community. It is anticipated that 2,913 medical and dental visits will be conducted with part-time mobile services in the community.

| Goal | Goal/ Objective/ Other Topics | Successes, Emergent Issues, Challenges, Findings, and Supporting Information (Graphs, reports, indicator results, etc.) |
|------------------|---|---|
| 1. Collaboration | <p>Through a multifaceted approach, DAP+Borrego Health intends to develop a collaborative relationship with the DHG Health and Wellness Committee. The team is committed to participation in meetings as desired by the committee to ensure open dialogue as to the perceptions of health issues. The committee will be informed of all planned schedules and activities on a monthly basis in advance to encourage support and participation. Any changes will be clearly communicated to avoid any misunderstanding.</p> | <p>The DAP Health Mobile team and leadership maintain active engagement with members of the Desert Highland Gateway Estates Wellness committee, holding regular meetings to discuss updates on service utilization, activities, and challenges. Our objective is to foster support, gather input, and collaborate with neighborhood/community leaders to enhance awareness and utilization of available services.</p> <p>During this reporting period, one (1) meeting occurred. Attendees included:</p> <p>Jarvis Crawford – Desert Highland Gateway Wellness Committee. CJ Tobe – DAP Health Manny Muro – DAP Health Tony Bradford – DAP Health April Grissom – DAP Health Melissa Fonder-DAP Health Mark DeJarnett-DAP Health Meghan Kane- Desert Health Care District</p> |

| Goal | Goal/ Objective/ Other Topics | Successes, Emergent Issues, Challenges, Findings, and Supporting Information (Graphs, reports, indicator results, etc.) |
|------|----------------------------------|--|
| | | <p>Meeting Highlights:</p> <ul style="list-style-type: none"> • Overview regarding utilization of services. • Dental services updates • Telehealth equipment and training update • Community Health Education forums and community outreach updates. • EHR update • Vibe Well • Next meeting scheduled for June 10th 2024. • Please see meeting minutes attached |

| Goal | Goal/ Objective/ Other Topics | Successes, Emergent Issues, Challenges, Findings, and Supporting Information (Graphs, reports, indicator results, etc.) | | | | | | | | | | | | | | | | | | | | | | | | | | | | | | | | | | | | | | | | | | | | | | | | | | | | | | | | | | | | | | | | | | | | | | | | | | | | | | | | | | | | |
|------------------|---|---|------------------|---------------|-----------------|--|--|--|-------|---------------------------|------------------|----------------|---------------|-----------------|------|----|----|----|---|---|--------|----|----|----|---|---|-----------|---|---|---|---|---|---------|----|----|----|---|---|----------|---|---|---|---|---|----------|----|----|----|---|---|---------|---|---|---|---|---|----------|---|---|---|---|---|-------|----|----|---|---|---|-------|---|---|---|---|---|-----|---|---|---|---|---|--------------|------------|------------|------------|-----------|-----------|
| 2. Services | By June 30, 2024, a minimum of 2053 patient care medical visits and 860 dental visits will be provided. | <p>Throughout this reporting period, our efforts to promote Mobile Medical and Dental services have persisted through strategic social media campaigns and targeted flyer distribution across various local venues such as businesses, apartment complexes, churches, and school district.</p> <p>We will collaborate with our marketing team for the upcoming campaign, focusing on Back-to-School physicals, sports physicals, and vaccinations.</p> <p>Please refer to the table below for a comprehensive overview of the total number of patients served from the inception of services on July 12, 2021, up to the current reporting period.</p> <table border="1" data-bbox="764 699 1997 1230"> <thead> <tr> <th colspan="6" data-bbox="764 699 1997 748">Year 3 – Medical</th> </tr> <tr> <th data-bbox="764 753 968 813">Month</th> <th data-bbox="974 753 1178 813">Number of Patients Served</th> <th data-bbox="1184 753 1388 813">Number of Visits</th> <th data-bbox="1394 753 1587 813">Medical Visits</th> <th data-bbox="1593 753 1787 813">Dental Visits</th> <th data-bbox="1793 753 1997 813">Total Uninsured</th> </tr> </thead> <tbody> <tr><td data-bbox="764 818 968 850">July</td><td data-bbox="974 818 1178 850">26</td><td data-bbox="1184 818 1388 850">26</td><td data-bbox="1394 818 1587 850">26</td><td data-bbox="1593 818 1787 850">0</td><td data-bbox="1793 818 1997 850">2</td></tr> <tr><td data-bbox="764 855 968 888">August</td><td data-bbox="974 855 1178 888">27</td><td data-bbox="1184 855 1388 888">27</td><td data-bbox="1394 855 1587 888">27</td><td data-bbox="1593 855 1787 888">0</td><td data-bbox="1793 855 1997 888">4</td></tr> <tr><td data-bbox="764 893 968 925">September</td><td data-bbox="974 893 1178 925">9</td><td data-bbox="1184 893 1388 925">9</td><td data-bbox="1394 893 1587 925">9</td><td data-bbox="1593 893 1787 925">0</td><td data-bbox="1793 893 1997 925">2</td></tr> <tr><td data-bbox="764 930 968 963">October</td><td data-bbox="974 930 1178 963">15</td><td data-bbox="1184 930 1388 963">15</td><td data-bbox="1394 930 1587 963">15</td><td data-bbox="1593 930 1787 963">0</td><td data-bbox="1793 930 1997 963">8</td></tr> <tr><td data-bbox="764 967 968 1000">November</td><td data-bbox="974 967 1178 1000">9</td><td data-bbox="1184 967 1388 1000">9</td><td data-bbox="1394 967 1587 1000">9</td><td data-bbox="1593 967 1787 1000">0</td><td data-bbox="1793 967 1997 1000">2</td></tr> <tr><td data-bbox="764 1005 968 1037">December</td><td data-bbox="974 1005 1178 1037">14</td><td data-bbox="1184 1005 1388 1037">14</td><td data-bbox="1394 1005 1587 1037">14</td><td data-bbox="1593 1005 1787 1037">0</td><td data-bbox="1793 1005 1997 1037">6</td></tr> <tr><td data-bbox="764 1042 968 1075">January</td><td data-bbox="974 1042 1178 1075">7</td><td data-bbox="1184 1042 1388 1075">7</td><td data-bbox="1394 1042 1587 1075">7</td><td data-bbox="1593 1042 1787 1075">0</td><td data-bbox="1793 1042 1997 1075">1</td></tr> <tr><td data-bbox="764 1079 968 1112">February</td><td data-bbox="974 1079 1178 1112">4</td><td data-bbox="1184 1079 1388 1112">4</td><td data-bbox="1394 1079 1587 1112">2</td><td data-bbox="1593 1079 1787 1112">2</td><td data-bbox="1793 1079 1997 1112">0</td></tr> <tr><td data-bbox="764 1117 968 1149">March</td><td data-bbox="974 1117 1178 1149">11</td><td data-bbox="1184 1117 1388 1149">11</td><td data-bbox="1394 1117 1587 1149">3</td><td data-bbox="1593 1117 1787 1149">8</td><td data-bbox="1793 1117 1997 1149">3</td></tr> <tr><td data-bbox="764 1154 968 1187">April</td><td data-bbox="974 1154 1178 1187">4</td><td data-bbox="1184 1154 1388 1187">4</td><td data-bbox="1394 1154 1587 1187">1</td><td data-bbox="1593 1154 1787 1187">3</td><td data-bbox="1793 1154 1997 1187">0</td></tr> <tr><td data-bbox="764 1192 968 1224">May</td><td data-bbox="974 1192 1178 1224">4</td><td data-bbox="1184 1192 1388 1224">4</td><td data-bbox="1394 1192 1587 1224">0</td><td data-bbox="1593 1192 1787 1224">4</td><td data-bbox="1793 1192 1997 1224">0</td></tr> <tr><td data-bbox="764 1229 968 1261">Total</td><td data-bbox="974 1229 1178 1261">130</td><td data-bbox="1184 1229 1388 1261">130</td><td data-bbox="1394 1229 1587 1261">113</td><td data-bbox="1593 1229 1787 1261">17</td><td data-bbox="1793 1229 1997 1261">28</td></tr> </tbody> </table> | Year 3 – Medical | | | | | | Month | Number of Patients Served | Number of Visits | Medical Visits | Dental Visits | Total Uninsured | July | 26 | 26 | 26 | 0 | 2 | August | 27 | 27 | 27 | 0 | 4 | September | 9 | 9 | 9 | 0 | 2 | October | 15 | 15 | 15 | 0 | 8 | November | 9 | 9 | 9 | 0 | 2 | December | 14 | 14 | 14 | 0 | 6 | January | 7 | 7 | 7 | 0 | 1 | February | 4 | 4 | 2 | 2 | 0 | March | 11 | 11 | 3 | 8 | 3 | April | 4 | 4 | 1 | 3 | 0 | May | 4 | 4 | 0 | 4 | 0 | Total | 130 | 130 | 113 | 17 | 28 |
| Year 3 – Medical | | | | | | | | | | | | | | | | | | | | | | | | | | | | | | | | | | | | | | | | | | | | | | | | | | | | | | | | | | | | | | | | | | | | | | | | | | | | | | | | | | | | | | |
| Month | Number of Patients Served | Number of Visits | Medical Visits | Dental Visits | Total Uninsured | | | | | | | | | | | | | | | | | | | | | | | | | | | | | | | | | | | | | | | | | | | | | | | | | | | | | | | | | | | | | | | | | | | | | | | | | | | | | | | | | |
| July | 26 | 26 | 26 | 0 | 2 | | | | | | | | | | | | | | | | | | | | | | | | | | | | | | | | | | | | | | | | | | | | | | | | | | | | | | | | | | | | | | | | | | | | | | | | | | | | | | | | | |
| August | 27 | 27 | 27 | 0 | 4 | | | | | | | | | | | | | | | | | | | | | | | | | | | | | | | | | | | | | | | | | | | | | | | | | | | | | | | | | | | | | | | | | | | | | | | | | | | | | | | | | |
| September | 9 | 9 | 9 | 0 | 2 | | | | | | | | | | | | | | | | | | | | | | | | | | | | | | | | | | | | | | | | | | | | | | | | | | | | | | | | | | | | | | | | | | | | | | | | | | | | | | | | | |
| October | 15 | 15 | 15 | 0 | 8 | | | | | | | | | | | | | | | | | | | | | | | | | | | | | | | | | | | | | | | | | | | | | | | | | | | | | | | | | | | | | | | | | | | | | | | | | | | | | | | | | |
| November | 9 | 9 | 9 | 0 | 2 | | | | | | | | | | | | | | | | | | | | | | | | | | | | | | | | | | | | | | | | | | | | | | | | | | | | | | | | | | | | | | | | | | | | | | | | | | | | | | | | | |
| December | 14 | 14 | 14 | 0 | 6 | | | | | | | | | | | | | | | | | | | | | | | | | | | | | | | | | | | | | | | | | | | | | | | | | | | | | | | | | | | | | | | | | | | | | | | | | | | | | | | | | |
| January | 7 | 7 | 7 | 0 | 1 | | | | | | | | | | | | | | | | | | | | | | | | | | | | | | | | | | | | | | | | | | | | | | | | | | | | | | | | | | | | | | | | | | | | | | | | | | | | | | | | | |
| February | 4 | 4 | 2 | 2 | 0 | | | | | | | | | | | | | | | | | | | | | | | | | | | | | | | | | | | | | | | | | | | | | | | | | | | | | | | | | | | | | | | | | | | | | | | | | | | | | | | | | |
| March | 11 | 11 | 3 | 8 | 3 | | | | | | | | | | | | | | | | | | | | | | | | | | | | | | | | | | | | | | | | | | | | | | | | | | | | | | | | | | | | | | | | | | | | | | | | | | | | | | | | | |
| April | 4 | 4 | 1 | 3 | 0 | | | | | | | | | | | | | | | | | | | | | | | | | | | | | | | | | | | | | | | | | | | | | | | | | | | | | | | | | | | | | | | | | | | | | | | | | | | | | | | | | |
| May | 4 | 4 | 0 | 4 | 0 | | | | | | | | | | | | | | | | | | | | | | | | | | | | | | | | | | | | | | | | | | | | | | | | | | | | | | | | | | | | | | | | | | | | | | | | | | | | | | | | | |
| Total | 130 | 130 | 113 | 17 | 28 | | | | | | | | | | | | | | | | | | | | | | | | | | | | | | | | | | | | | | | | | | | | | | | | | | | | | | | | | | | | | | | | | | | | | | | | | | | | | | | | | |

| Goal | Goal/ Objective/ Other Topics | Successes, Emergent Issues, Challenges, Findings, and Supporting Information (Graphs, reports, indicator results, etc.) | | | | | | | | | | | | | | | | | | | | | | | | | | | | | | | | | | | | | | | | | | | | | | | | | | | | | | | | | | | | | | | | | | | | | | | | | | | | | | | | | | | | | | | | | | |
|--------------|----------------------------------|---|----------------|---------------|-----------------|--|--|--|-------|---------------------------|------------------|----------------|---------------|-----------------|------|----|----|----|---|---|--------|----|----|----|---|---|-----------|----|----|----|---|---|---------|----|----|----|---|---|----------|---|---|---|---|---|----------|----|----|----|---|---|---------|----|----|----|---|---|----------|----|----|----|---|---|-------|---|---|---|---|---|-------|---|---|---|---|---|-----|----|----|----|---|---|------|----|----|----|---|---|--------------|------------|------------|------------|----------|-----------|
| | | <table border="1"> <thead> <tr> <th colspan="6" data-bbox="762 391 2005 423">Year 2</th> </tr> <tr> <th data-bbox="762 423 968 488">Month</th> <th data-bbox="968 423 1178 488">Number of Patients Served</th> <th data-bbox="1178 423 1383 488">Number of Visits</th> <th data-bbox="1383 423 1589 488">Medical Visits</th> <th data-bbox="1589 423 1795 488">Dental Visits</th> <th data-bbox="1795 423 2005 488">Total Uninsured</th> </tr> </thead> <tbody> <tr> <td data-bbox="762 488 968 521">July</td> <td data-bbox="968 488 1178 521">15</td> <td data-bbox="1178 488 1383 521">15</td> <td data-bbox="1383 488 1589 521">15</td> <td data-bbox="1589 488 1795 521">0</td> <td data-bbox="1795 488 2005 521">4</td> </tr> <tr> <td data-bbox="762 521 968 553">August</td> <td data-bbox="968 521 1178 553">38</td> <td data-bbox="1178 521 1383 553">38</td> <td data-bbox="1383 521 1589 553">38</td> <td data-bbox="1589 521 1795 553">0</td> <td data-bbox="1795 521 2005 553">9</td> </tr> <tr> <td data-bbox="762 553 968 586">September</td> <td data-bbox="968 553 1178 586">12</td> <td data-bbox="1178 553 1383 586">13</td> <td data-bbox="1383 553 1589 586">13</td> <td data-bbox="1589 553 1795 586">0</td> <td data-bbox="1795 553 2005 586">5</td> </tr> <tr> <td data-bbox="762 586 968 618">October</td> <td data-bbox="968 586 1178 618">19</td> <td data-bbox="1178 586 1383 618">19</td> <td data-bbox="1383 586 1589 618">19</td> <td data-bbox="1589 586 1795 618">0</td> <td data-bbox="1795 586 2005 618">1</td> </tr> <tr> <td data-bbox="762 618 968 651">November</td> <td data-bbox="968 618 1178 651">9</td> <td data-bbox="1178 618 1383 651">9</td> <td data-bbox="1383 618 1589 651">9</td> <td data-bbox="1589 618 1795 651">0</td> <td data-bbox="1795 618 2005 651">1</td> </tr> <tr> <td data-bbox="762 651 968 683">December</td> <td data-bbox="968 651 1178 683">17</td> <td data-bbox="1178 651 1383 683">17</td> <td data-bbox="1383 651 1589 683">17</td> <td data-bbox="1589 651 1795 683">0</td> <td data-bbox="1795 651 2005 683">2</td> </tr> <tr> <td data-bbox="762 683 968 716">January</td> <td data-bbox="968 683 1178 716">12</td> <td data-bbox="1178 683 1383 716">13</td> <td data-bbox="1383 683 1589 716">13</td> <td data-bbox="1589 683 1795 716">0</td> <td data-bbox="1795 683 2005 716">3</td> </tr> <tr> <td data-bbox="762 716 968 748">February</td> <td data-bbox="968 716 1178 748">10</td> <td data-bbox="1178 716 1383 748">10</td> <td data-bbox="1383 716 1589 748">10</td> <td data-bbox="1589 716 1795 748">0</td> <td data-bbox="1795 716 2005 748">3</td> </tr> <tr> <td data-bbox="762 748 968 781">March</td> <td data-bbox="968 748 1178 781">5</td> <td data-bbox="1178 748 1383 781">5</td> <td data-bbox="1383 748 1589 781">5</td> <td data-bbox="1589 748 1795 781">0</td> <td data-bbox="1795 748 2005 781">0</td> </tr> <tr> <td data-bbox="762 781 968 813">April</td> <td data-bbox="968 781 1178 813">6</td> <td data-bbox="1178 781 1383 813">6</td> <td data-bbox="1383 781 1589 813">6</td> <td data-bbox="1589 781 1795 813">0</td> <td data-bbox="1795 781 2005 813">3</td> </tr> <tr> <td data-bbox="762 813 968 846">May</td> <td data-bbox="968 813 1178 846">17</td> <td data-bbox="1178 813 1383 846">19</td> <td data-bbox="1383 813 1589 846">19</td> <td data-bbox="1589 813 1795 846">0</td> <td data-bbox="1795 813 2005 846">4</td> </tr> <tr> <td data-bbox="762 846 968 878">June</td> <td data-bbox="968 846 1178 878">28</td> <td data-bbox="1178 846 1383 878">30</td> <td data-bbox="1383 846 1589 878">30</td> <td data-bbox="1589 846 1795 878">0</td> <td data-bbox="1795 846 2005 878">2</td> </tr> <tr> <td data-bbox="762 878 968 911">Total</td> <td data-bbox="968 878 1178 911">188</td> <td data-bbox="1178 878 1383 911">194</td> <td data-bbox="1383 878 1589 911">194</td> <td data-bbox="1589 878 1795 911">0</td> <td data-bbox="1795 878 2005 911">37</td> </tr> </tbody> </table> | Year 2 | | | | | | Month | Number of Patients Served | Number of Visits | Medical Visits | Dental Visits | Total Uninsured | July | 15 | 15 | 15 | 0 | 4 | August | 38 | 38 | 38 | 0 | 9 | September | 12 | 13 | 13 | 0 | 5 | October | 19 | 19 | 19 | 0 | 1 | November | 9 | 9 | 9 | 0 | 1 | December | 17 | 17 | 17 | 0 | 2 | January | 12 | 13 | 13 | 0 | 3 | February | 10 | 10 | 10 | 0 | 3 | March | 5 | 5 | 5 | 0 | 0 | April | 6 | 6 | 6 | 0 | 3 | May | 17 | 19 | 19 | 0 | 4 | June | 28 | 30 | 30 | 0 | 2 | Total | 188 | 194 | 194 | 0 | 37 |
| Year 2 | | | | | | | | | | | | | | | | | | | | | | | | | | | | | | | | | | | | | | | | | | | | | | | | | | | | | | | | | | | | | | | | | | | | | | | | | | | | | | | | | | | | | | | | | | | | |
| Month | Number of Patients Served | Number of Visits | Medical Visits | Dental Visits | Total Uninsured | | | | | | | | | | | | | | | | | | | | | | | | | | | | | | | | | | | | | | | | | | | | | | | | | | | | | | | | | | | | | | | | | | | | | | | | | | | | | | | | | | | | | | | |
| July | 15 | 15 | 15 | 0 | 4 | | | | | | | | | | | | | | | | | | | | | | | | | | | | | | | | | | | | | | | | | | | | | | | | | | | | | | | | | | | | | | | | | | | | | | | | | | | | | | | | | | | | | | | |
| August | 38 | 38 | 38 | 0 | 9 | | | | | | | | | | | | | | | | | | | | | | | | | | | | | | | | | | | | | | | | | | | | | | | | | | | | | | | | | | | | | | | | | | | | | | | | | | | | | | | | | | | | | | | |
| September | 12 | 13 | 13 | 0 | 5 | | | | | | | | | | | | | | | | | | | | | | | | | | | | | | | | | | | | | | | | | | | | | | | | | | | | | | | | | | | | | | | | | | | | | | | | | | | | | | | | | | | | | | | |
| October | 19 | 19 | 19 | 0 | 1 | | | | | | | | | | | | | | | | | | | | | | | | | | | | | | | | | | | | | | | | | | | | | | | | | | | | | | | | | | | | | | | | | | | | | | | | | | | | | | | | | | | | | | | |
| November | 9 | 9 | 9 | 0 | 1 | | | | | | | | | | | | | | | | | | | | | | | | | | | | | | | | | | | | | | | | | | | | | | | | | | | | | | | | | | | | | | | | | | | | | | | | | | | | | | | | | | | | | | | |
| December | 17 | 17 | 17 | 0 | 2 | | | | | | | | | | | | | | | | | | | | | | | | | | | | | | | | | | | | | | | | | | | | | | | | | | | | | | | | | | | | | | | | | | | | | | | | | | | | | | | | | | | | | | | |
| January | 12 | 13 | 13 | 0 | 3 | | | | | | | | | | | | | | | | | | | | | | | | | | | | | | | | | | | | | | | | | | | | | | | | | | | | | | | | | | | | | | | | | | | | | | | | | | | | | | | | | | | | | | | |
| February | 10 | 10 | 10 | 0 | 3 | | | | | | | | | | | | | | | | | | | | | | | | | | | | | | | | | | | | | | | | | | | | | | | | | | | | | | | | | | | | | | | | | | | | | | | | | | | | | | | | | | | | | | | |
| March | 5 | 5 | 5 | 0 | 0 | | | | | | | | | | | | | | | | | | | | | | | | | | | | | | | | | | | | | | | | | | | | | | | | | | | | | | | | | | | | | | | | | | | | | | | | | | | | | | | | | | | | | | | |
| April | 6 | 6 | 6 | 0 | 3 | | | | | | | | | | | | | | | | | | | | | | | | | | | | | | | | | | | | | | | | | | | | | | | | | | | | | | | | | | | | | | | | | | | | | | | | | | | | | | | | | | | | | | | |
| May | 17 | 19 | 19 | 0 | 4 | | | | | | | | | | | | | | | | | | | | | | | | | | | | | | | | | | | | | | | | | | | | | | | | | | | | | | | | | | | | | | | | | | | | | | | | | | | | | | | | | | | | | | | |
| June | 28 | 30 | 30 | 0 | 2 | | | | | | | | | | | | | | | | | | | | | | | | | | | | | | | | | | | | | | | | | | | | | | | | | | | | | | | | | | | | | | | | | | | | | | | | | | | | | | | | | | | | | | | |
| Total | 188 | 194 | 194 | 0 | 37 | | | | | | | | | | | | | | | | | | | | | | | | | | | | | | | | | | | | | | | | | | | | | | | | | | | | | | | | | | | | | | | | | | | | | | | | | | | | | | | | | | | | | | | |

| Goal | Goal/ Objective/ Other Topics | Successes, Emergent Issues, Challenges, Findings, and Supporting Information (Graphs, reports, indicator results, etc.) | | | | | | | | | | | | | | | | | | | | | | | | | | | | | | | | | | | | | | | | | | | | | | | | | | | | | | | | | | | | | | | | | | | | | | | | | | | | | | | | | | | | | | | | | | | | | | | |
|--------------|----------------------------------|--|----------------|---------------|-----------------|--|--|--------|--|--|--|--|--|-------|---------------------------|------------------|----------------|---------------|-----------------|------|----|----|----|---|---|--------|----|----|----|---|----|-----------|----|----|----|---|---|---------|----|----|----|---|----|----------|----|----|----|---|----|----------|----|-----|-----|---|----|---------|-----|-----|-----|---|----|----------|----|----|----|---|---|-------|----|----|----|---|---|-------|----|----|----|---|---|-----|----|----|----|---|---|------|----|----|----|---|---|--------------|------------|------------|------------|----------|------------|
| | | <table border="1"> <thead> <tr> <th colspan="6" data-bbox="762 362 2005 391">Year 1</th> </tr> <tr> <th data-bbox="762 394 968 456">Month</th> <th data-bbox="972 394 1178 456">Number of Patients Served</th> <th data-bbox="1182 394 1388 456">Number of Visits</th> <th data-bbox="1392 394 1598 456">Medical Visits</th> <th data-bbox="1602 394 1808 456">Dental Visits</th> <th data-bbox="1812 394 2005 456">Total Uninsured</th> </tr> </thead> <tbody> <tr><td data-bbox="762 459 968 488">July</td><td data-bbox="972 459 1178 488">51</td><td data-bbox="1182 459 1388 488">52</td><td data-bbox="1392 459 1598 488">52</td><td data-bbox="1602 459 1808 488">0</td><td data-bbox="1812 459 2005 488">8</td></tr> <tr><td data-bbox="762 492 968 521">August</td><td data-bbox="972 492 1178 521">59</td><td data-bbox="1182 492 1388 521">62</td><td data-bbox="1392 492 1598 521">62</td><td data-bbox="1602 492 1808 521">0</td><td data-bbox="1812 492 2005 521">19</td></tr> <tr><td data-bbox="762 524 968 553">September</td><td data-bbox="972 524 1178 553">28</td><td data-bbox="1182 524 1388 553">31</td><td data-bbox="1392 524 1598 553">31</td><td data-bbox="1602 524 1808 553">0</td><td data-bbox="1812 524 2005 553">5</td></tr> <tr><td data-bbox="762 557 968 586">October</td><td data-bbox="972 557 1178 586">33</td><td data-bbox="1182 557 1388 586">36</td><td data-bbox="1392 557 1598 586">36</td><td data-bbox="1602 557 1808 586">0</td><td data-bbox="1812 557 2005 586">13</td></tr> <tr><td data-bbox="762 589 968 618">November</td><td data-bbox="972 589 1178 618">24</td><td data-bbox="1182 589 1388 618">27</td><td data-bbox="1392 589 1598 618">27</td><td data-bbox="1602 589 1808 618">0</td><td data-bbox="1812 589 2005 618">14</td></tr> <tr><td data-bbox="762 621 968 651">December</td><td data-bbox="972 621 1178 651">91</td><td data-bbox="1182 621 1388 651">101</td><td data-bbox="1392 621 1598 651">101</td><td data-bbox="1602 621 1808 651">0</td><td data-bbox="1812 621 2005 651">31</td></tr> <tr><td data-bbox="762 654 968 683">January</td><td data-bbox="972 654 1178 683">171</td><td data-bbox="1182 654 1388 683">200</td><td data-bbox="1392 654 1598 683">200</td><td data-bbox="1602 654 1808 683">0</td><td data-bbox="1812 654 2005 683">52</td></tr> <tr><td data-bbox="762 686 968 716">February</td><td data-bbox="972 686 1178 716">24</td><td data-bbox="1182 686 1388 716">43</td><td data-bbox="1392 686 1598 716">43</td><td data-bbox="1602 686 1808 716">0</td><td data-bbox="1812 686 2005 716">4</td></tr> <tr><td data-bbox="762 719 968 748">March</td><td data-bbox="972 719 1178 748">10</td><td data-bbox="1182 719 1388 748">30</td><td data-bbox="1392 719 1598 748">30</td><td data-bbox="1602 719 1808 748">0</td><td data-bbox="1812 719 2005 748">2</td></tr> <tr><td data-bbox="762 751 968 781">April</td><td data-bbox="972 751 1178 781">28</td><td data-bbox="1182 751 1388 781">37</td><td data-bbox="1392 751 1598 781">37</td><td data-bbox="1602 751 1808 781">0</td><td data-bbox="1812 751 2005 781">6</td></tr> <tr><td data-bbox="762 784 968 813">May</td><td data-bbox="972 784 1178 813">14</td><td data-bbox="1182 784 1388 813">23</td><td data-bbox="1392 784 1598 813">23</td><td data-bbox="1602 784 1808 813">0</td><td data-bbox="1812 784 2005 813">3</td></tr> <tr><td data-bbox="762 816 968 846">June</td><td data-bbox="972 816 1178 846">37</td><td data-bbox="1182 816 1388 846">41</td><td data-bbox="1392 816 1598 846">41</td><td data-bbox="1602 816 1808 846">0</td><td data-bbox="1812 816 2005 846">6</td></tr> <tr><td data-bbox="762 849 968 878">Total</td><td data-bbox="972 849 1178 878">570</td><td data-bbox="1182 849 1388 878">683</td><td data-bbox="1392 849 1598 878">683</td><td data-bbox="1602 849 1808 878">0</td><td data-bbox="1812 849 2005 878">160</td></tr> </tbody> </table> <p data-bbox="762 930 2005 1092">Dental services were inaugurated on January 10, 2024, offering a range of preventative measures. These encompass comprehensive dental examinations, inclusive of X-rays, cleanings, and the application of sealants. As the mobile dental clinic operates within space constraints, individuals requiring comprehensive dental services will be directed to the nearest DAP Health dental facility for further assistance.</p> <p data-bbox="762 1133 2005 1198">Please refer to the table below for a comprehensive overview of the total number of patients served from the inception of services on January 10, 2024, up to the current reporting period.</p> | | | | | | Year 1 | | | | | | Month | Number of Patients Served | Number of Visits | Medical Visits | Dental Visits | Total Uninsured | July | 51 | 52 | 52 | 0 | 8 | August | 59 | 62 | 62 | 0 | 19 | September | 28 | 31 | 31 | 0 | 5 | October | 33 | 36 | 36 | 0 | 13 | November | 24 | 27 | 27 | 0 | 14 | December | 91 | 101 | 101 | 0 | 31 | January | 171 | 200 | 200 | 0 | 52 | February | 24 | 43 | 43 | 0 | 4 | March | 10 | 30 | 30 | 0 | 2 | April | 28 | 37 | 37 | 0 | 6 | May | 14 | 23 | 23 | 0 | 3 | June | 37 | 41 | 41 | 0 | 6 | Total | 570 | 683 | 683 | 0 | 160 |
| Year 1 | | | | | | | | | | | | | | | | | | | | | | | | | | | | | | | | | | | | | | | | | | | | | | | | | | | | | | | | | | | | | | | | | | | | | | | | | | | | | | | | | | | | | | | | | | | | | | | | | |
| Month | Number of Patients Served | Number of Visits | Medical Visits | Dental Visits | Total Uninsured | | | | | | | | | | | | | | | | | | | | | | | | | | | | | | | | | | | | | | | | | | | | | | | | | | | | | | | | | | | | | | | | | | | | | | | | | | | | | | | | | | | | | | | | | | | | |
| July | 51 | 52 | 52 | 0 | 8 | | | | | | | | | | | | | | | | | | | | | | | | | | | | | | | | | | | | | | | | | | | | | | | | | | | | | | | | | | | | | | | | | | | | | | | | | | | | | | | | | | | | | | | | | | | | |
| August | 59 | 62 | 62 | 0 | 19 | | | | | | | | | | | | | | | | | | | | | | | | | | | | | | | | | | | | | | | | | | | | | | | | | | | | | | | | | | | | | | | | | | | | | | | | | | | | | | | | | | | | | | | | | | | | |
| September | 28 | 31 | 31 | 0 | 5 | | | | | | | | | | | | | | | | | | | | | | | | | | | | | | | | | | | | | | | | | | | | | | | | | | | | | | | | | | | | | | | | | | | | | | | | | | | | | | | | | | | | | | | | | | | | |
| October | 33 | 36 | 36 | 0 | 13 | | | | | | | | | | | | | | | | | | | | | | | | | | | | | | | | | | | | | | | | | | | | | | | | | | | | | | | | | | | | | | | | | | | | | | | | | | | | | | | | | | | | | | | | | | | | |
| November | 24 | 27 | 27 | 0 | 14 | | | | | | | | | | | | | | | | | | | | | | | | | | | | | | | | | | | | | | | | | | | | | | | | | | | | | | | | | | | | | | | | | | | | | | | | | | | | | | | | | | | | | | | | | | | | |
| December | 91 | 101 | 101 | 0 | 31 | | | | | | | | | | | | | | | | | | | | | | | | | | | | | | | | | | | | | | | | | | | | | | | | | | | | | | | | | | | | | | | | | | | | | | | | | | | | | | | | | | | | | | | | | | | | |
| January | 171 | 200 | 200 | 0 | 52 | | | | | | | | | | | | | | | | | | | | | | | | | | | | | | | | | | | | | | | | | | | | | | | | | | | | | | | | | | | | | | | | | | | | | | | | | | | | | | | | | | | | | | | | | | | | |
| February | 24 | 43 | 43 | 0 | 4 | | | | | | | | | | | | | | | | | | | | | | | | | | | | | | | | | | | | | | | | | | | | | | | | | | | | | | | | | | | | | | | | | | | | | | | | | | | | | | | | | | | | | | | | | | | | |
| March | 10 | 30 | 30 | 0 | 2 | | | | | | | | | | | | | | | | | | | | | | | | | | | | | | | | | | | | | | | | | | | | | | | | | | | | | | | | | | | | | | | | | | | | | | | | | | | | | | | | | | | | | | | | | | | | |
| April | 28 | 37 | 37 | 0 | 6 | | | | | | | | | | | | | | | | | | | | | | | | | | | | | | | | | | | | | | | | | | | | | | | | | | | | | | | | | | | | | | | | | | | | | | | | | | | | | | | | | | | | | | | | | | | | |
| May | 14 | 23 | 23 | 0 | 3 | | | | | | | | | | | | | | | | | | | | | | | | | | | | | | | | | | | | | | | | | | | | | | | | | | | | | | | | | | | | | | | | | | | | | | | | | | | | | | | | | | | | | | | | | | | | |
| June | 37 | 41 | 41 | 0 | 6 | | | | | | | | | | | | | | | | | | | | | | | | | | | | | | | | | | | | | | | | | | | | | | | | | | | | | | | | | | | | | | | | | | | | | | | | | | | | | | | | | | | | | | | | | | | | |
| Total | 570 | 683 | 683 | 0 | 160 | | | | | | | | | | | | | | | | | | | | | | | | | | | | | | | | | | | | | | | | | | | | | | | | | | | | | | | | | | | | | | | | | | | | | | | | | | | | | | | | | | | | | | | | | | | | |

| Goal | Goal/ Objective/ Other Topics | Successes, Emergent Issues, Challenges, Findings, and Supporting Information (Graphs, reports, indicator results, etc.) | | | | | | | | | | | | | | | | | | | | | | | | | | | | | | | | | | | | | | | | | | | | |
|-----------------|----------------------------------|---|------------------|-----------------|--|--|-----------------|--|--|--|--|-------|-----------------------|---------------------------|------------------|-----------------|---------|---|---|---|---|----------|---|---|---|---|-------|----|---|---|---|-------|---|---|---|---|-----|---|---|---|---|-------|----|----|----|---|
| | | <table border="1"> <thead> <tr> <th colspan="5" data-bbox="762 362 2005 407">Year 3 – Dental</th> </tr> <tr> <th data-bbox="762 410 1010 480">Month</th> <th data-bbox="1014 410 1255 480">Appointment Scheduled</th> <th data-bbox="1257 410 1503 480">Number of Patients Served</th> <th data-bbox="1507 410 1749 480">Number of Visits</th> <th data-bbox="1753 410 2005 480">Total Uninsured</th> </tr> </thead> <tbody> <tr> <td data-bbox="762 483 1010 513">January</td> <td data-bbox="1014 483 1255 513">3</td> <td data-bbox="1257 483 1503 513">0</td> <td data-bbox="1507 483 1749 513">0</td> <td data-bbox="1753 483 2005 513">0</td> </tr> <tr> <td data-bbox="762 516 1010 545">February</td> <td data-bbox="1014 516 1255 545">5</td> <td data-bbox="1257 516 1503 545">1</td> <td data-bbox="1507 516 1749 545">2</td> <td data-bbox="1753 516 2005 545">0</td> </tr> <tr> <td data-bbox="762 548 1010 578">March</td> <td data-bbox="1014 548 1255 578">12</td> <td data-bbox="1257 548 1503 578">8</td> <td data-bbox="1507 548 1749 578">8</td> <td data-bbox="1753 548 2005 578">0</td> </tr> <tr> <td data-bbox="762 581 1010 610">April</td> <td data-bbox="1014 581 1255 610">8</td> <td data-bbox="1257 581 1503 610">3</td> <td data-bbox="1507 581 1749 610">3</td> <td data-bbox="1753 581 2005 610">0</td> </tr> <tr> <td data-bbox="762 613 1010 643">May</td> <td data-bbox="1014 613 1255 643">7</td> <td data-bbox="1257 613 1503 643">4</td> <td data-bbox="1507 613 1749 643">4</td> <td data-bbox="1753 613 2005 643">0</td> </tr> <tr> <td data-bbox="762 646 1010 675">Total</td> <td data-bbox="1014 646 1255 675">35</td> <td data-bbox="1257 646 1503 675">16</td> <td data-bbox="1507 646 1749 675">17</td> <td data-bbox="1753 646 2005 675">0</td> </tr> </tbody> </table> | | | | | Year 3 – Dental | | | | | Month | Appointment Scheduled | Number of Patients Served | Number of Visits | Total Uninsured | January | 3 | 0 | 0 | 0 | February | 5 | 1 | 2 | 0 | March | 12 | 8 | 8 | 0 | April | 8 | 3 | 3 | 0 | May | 7 | 4 | 4 | 0 | Total | 35 | 16 | 17 | 0 |
| Year 3 – Dental | | | | | | | | | | | | | | | | | | | | | | | | | | | | | | | | | | | | | | | | | | | | | | |
| Month | Appointment Scheduled | Number of Patients Served | Number of Visits | Total Uninsured | | | | | | | | | | | | | | | | | | | | | | | | | | | | | | | | | | | | | | | | | | |
| January | 3 | 0 | 0 | 0 | | | | | | | | | | | | | | | | | | | | | | | | | | | | | | | | | | | | | | | | | | |
| February | 5 | 1 | 2 | 0 | | | | | | | | | | | | | | | | | | | | | | | | | | | | | | | | | | | | | | | | | | |
| March | 12 | 8 | 8 | 0 | | | | | | | | | | | | | | | | | | | | | | | | | | | | | | | | | | | | | | | | | | |
| April | 8 | 3 | 3 | 0 | | | | | | | | | | | | | | | | | | | | | | | | | | | | | | | | | | | | | | | | | | |
| May | 7 | 4 | 4 | 0 | | | | | | | | | | | | | | | | | | | | | | | | | | | | | | | | | | | | | | | | | | |
| Total | 35 | 16 | 17 | 0 | | | | | | | | | | | | | | | | | | | | | | | | | | | | | | | | | | | | | | | | | | |

| Goal | Goal/ Objective/ Other Topics | Successes, Emergent Issues, Challenges, Findings, and Supporting Information (Graphs, reports, indicator results, etc.) |
|--|---|--|
| <p>3. Community Education Event</p> | <p>Conduct community education events and activities to address health care and other wellness topics</p> | <p>During this reporting period, we held our monthly community educational forums with the May edition of the “Vibe Well” Youth Wellness Series focusing on the theme of “Tooth Tales” Adventures in Caring for Your Smile. This event, was held on Wednesday, May 22nd, we saw enthusiastic participation from attendees spanning kindergarten to 8th grade with 15 participants. This session was facilitated by DAP Health’s very own Dr. Eric Brown who not only serves the DHG community on the mobile unit but also at DAP Health’s DHS location. This session focused on the importance of oral and dental health. Dr. Brown’s presentation was both educational, interactive and included hands on activity where the children practiced proper brushing and flossing techniques.</p> <p>Subsequent sessions will occur every 4th Wednesday of the month. DAP Health marketing team is in the process of creating promotional flyers for the ongoing youth workshop topics/sessions.</p> |
| <p>4. Enabling Services</p> | <p>By June 30, 2024, provide 600 individuals with assistance for applications, retention, addressing issues with their healthcare coverage and/or enabling services.</p> | <p>During this reporting period, zero (0) uninsured patients were served.</p> <p>As part of our standard protocol, uninsured patients undergo screening to determine eligibility for programs that may mitigate or alleviate the costs associated with health and dental services. Furthermore, uninsured, or underinsured individuals are directed to our Care Coordinator Specialist for assistance in securing permanent insurance enrollment.</p> <p>Please refer to the table below for a comprehensive overview of the total number of patients services since the inception of services on July 12th, 2021, up to the current reporting period, who lacked insurance coverage and were successfully enrolled in a health program or insurance.</p> |

| Goal | Goal/ Objective/ Other Topics | Successes, Emergent Issues, Challenges, Findings, and Supporting Information (Graphs, reports, indicator results, etc.) | | | | |
|------|----------------------------------|--|--|---|--|--|
| | | Year 3 | | | | |
| | | Month | Total Patients Served (insured + Uninsured) | Total Visits (Insured + Uninsured) | Total Patients seen - Uninsured | Patients Enrolled in Health Insurance |
| | | July | 26 | 26 | 2 | 0 |
| | | August | 27 | 27 | 4 | 1 |
| | | September | 9 | 9 | 2 | 2 |
| | | October | 15 | 15 | 8 | 6 |
| | | November | 9 | 9 | 2 | 1 |
| | | December | 14 | 14 | 6 | 4 |
| | | January | 7 | 7 | 1 | 2 |
| | | February | 4 | 4 | 0 | 0 |
| | | March | 11 | 11 | 3 | 1 |
| | | April | 4 | 4 | 0 | 0 |
| | | May | 4 | 4 | 0 | 0 |
| | | Total | 130 | 130 | 28 | 17 |

| Goal | Goal/ Objective/ Other Topics | Successes, Emergent Issues, Challenges, Findings, and Supporting Information (Graphs, reports, indicator results, etc.) | | | | |
|------|----------------------------------|--|--|---|--|--|
| | | Year 2 | | | | |
| | | Month | Total Patients Served (insured + Uninsured) | Total Visits (Insured + Uninsured) | Total Patients seen - Uninsured | Patients Enrolled in Health Insurance |
| | | July | 15 | 15 | 4 | 9 |
| | | August | 38 | 38 | 9 | 4 |
| | | September | 12 | 13 | 5 | 2 |
| | | October | 19 | 19 | 1 | 0 |
| | | November | 9 | 9 | 1 | 0 |
| | | December | 17 | 17 | 2 | 4 |
| | | January | 12 | 13 | 3 | 0 |
| | | February | 10 | 10 | 3 | 1 |
| | | March | 5 | 5 | 0 | 0 |
| | | April | 6 | 6 | 3 | 2 |
| | | May | 17 | 19 | 4 | 6 |
| | | June | 28 | 30 | 2 | 4 |
| | | Total | 188 | 194 | 37 | 32 |
| | | Year 1 | | | | |
| | | Month | Total Patients Served (insured + Uninsured) | Total Visits (Insured + Uninsured) | Total Patients seen -Uninsured | Patients Enrolled in Health Insurance |
| | | July | 51 | 52 | 8 | 0 |
| | | August | 59 | 62 | 19 | 12 |
| | | September | 28 | 31 | 5 | 8 |
| | | October | 33 | 36 | 13 | 11 |
| | | November | 24 | 27 | 14 | 7 |
| | | December | 91 | 101 | 31 | 7 |
| | | January | 171 | 200 | 52 | 16 |
| | | February | 35 | 43 | 4 | 14 |
| | | March | 20 | 30 | 2 | 6 |
| | | April | 28 | 37 | 6 | 13 |
| | | May | 21 | 23 | 3 | 9 |
| | | June | 36 | 41 | 6 | 11 |
| | | Total | 597 | 683 | 163 | 114 |

| Goal | Goal/ Objective/ Other Topics | Successes, Emergent Issues, Challenges, Findings, and Supporting Information (Graphs, reports, indicator results, etc.) | | | | | | | | | | | | | | | | | | | | | | | | | | | | | | | | | | | | | | | | | | | | | | | | | | | | | | | | | | | | |
|-----------------------------------|---|---|-----------------------------------|--|--|--|-------|-------------|-------------|-------------|------|----|---|---|--------|----|----|---|-----------|---|---|---|---------|----|---|---|----------|---|---|---|----------|----|---|---|---------|----|---|---|----------|---|---|---|-------|---|---|---|-------|----|---|---|-----|---|---|---|------|----|---|--|-------|-----|----|----|
| <p>5. Teen Health</p> | <p>Include a teen health component that addresses risk behaviors. By June 30, 2024, 300 unduplicated teens will have participated in educational activities or received health care services.</p> | <p>During this reporting period, one (1) patient between the ages of twelve (12) to nineteen (19) years old were served.</p> <table border="1" data-bbox="764 418 1997 943"> <thead> <tr> <th colspan="4" data-bbox="764 418 1997 451">Teen Health Visits 2021 - Present</th> </tr> <tr> <th data-bbox="764 451 1073 488">Month</th> <th data-bbox="1073 451 1381 488">2021 – 2022</th> <th data-bbox="1381 451 1690 488">2022 – 2023</th> <th data-bbox="1690 451 1997 488">2023 – 2024</th> </tr> </thead> <tbody> <tr> <td data-bbox="764 488 1073 521">July</td> <td data-bbox="1073 488 1381 521">38</td> <td data-bbox="1381 488 1690 521">6</td> <td data-bbox="1690 488 1997 521">8</td> </tr> <tr> <td data-bbox="764 521 1073 553">August</td> <td data-bbox="1073 521 1381 553">36</td> <td data-bbox="1381 521 1690 553">11</td> <td data-bbox="1690 521 1997 553">1</td> </tr> <tr> <td data-bbox="764 553 1073 586">September</td> <td data-bbox="1073 553 1381 586">5</td> <td data-bbox="1381 553 1690 586">1</td> <td data-bbox="1690 553 1997 586">1</td> </tr> <tr> <td data-bbox="764 586 1073 618">October</td> <td data-bbox="1073 586 1381 618">15</td> <td data-bbox="1381 586 1690 618">1</td> <td data-bbox="1690 586 1997 618">3</td> </tr> <tr> <td data-bbox="764 618 1073 651">November</td> <td data-bbox="1073 618 1381 651">6</td> <td data-bbox="1381 618 1690 651">3</td> <td data-bbox="1690 618 1997 651">1</td> </tr> <tr> <td data-bbox="764 651 1073 683">December</td> <td data-bbox="1073 651 1381 683">10</td> <td data-bbox="1381 651 1690 683">3</td> <td data-bbox="1690 651 1997 683">1</td> </tr> <tr> <td data-bbox="764 683 1073 716">January</td> <td data-bbox="1073 683 1381 716">34</td> <td data-bbox="1381 683 1690 716">1</td> <td data-bbox="1690 683 1997 716">1</td> </tr> <tr> <td data-bbox="764 716 1073 748">February</td> <td data-bbox="1073 716 1381 748">6</td> <td data-bbox="1381 716 1690 748">1</td> <td data-bbox="1690 716 1997 748">0</td> </tr> <tr> <td data-bbox="764 748 1073 781">March</td> <td data-bbox="1073 748 1381 781">1</td> <td data-bbox="1381 748 1690 781">2</td> <td data-bbox="1690 748 1997 781">2</td> </tr> <tr> <td data-bbox="764 781 1073 813">April</td> <td data-bbox="1073 781 1381 813">10</td> <td data-bbox="1381 781 1690 813">2</td> <td data-bbox="1690 781 1997 813">1</td> </tr> <tr> <td data-bbox="764 813 1073 846">May</td> <td data-bbox="1073 813 1381 846">1</td> <td data-bbox="1381 813 1690 846">0</td> <td data-bbox="1690 813 1997 846">1</td> </tr> <tr> <td data-bbox="764 846 1073 878">June</td> <td data-bbox="1073 846 1381 878">21</td> <td data-bbox="1381 846 1690 878">6</td> <td data-bbox="1690 846 1997 878"></td> </tr> <tr> <td data-bbox="764 878 1073 911">Total</td> <td data-bbox="1073 878 1381 911">183</td> <td data-bbox="1381 878 1690 911">37</td> <td data-bbox="1690 878 1997 911">20</td> </tr> </tbody> </table> | Teen Health Visits 2021 - Present | | | | Month | 2021 – 2022 | 2022 – 2023 | 2023 – 2024 | July | 38 | 6 | 8 | August | 36 | 11 | 1 | September | 5 | 1 | 1 | October | 15 | 1 | 3 | November | 6 | 3 | 1 | December | 10 | 3 | 1 | January | 34 | 1 | 1 | February | 6 | 1 | 0 | March | 1 | 2 | 2 | April | 10 | 2 | 1 | May | 1 | 0 | 1 | June | 21 | 6 | | Total | 183 | 37 | 20 |
| Teen Health Visits 2021 - Present | | | | | | | | | | | | | | | | | | | | | | | | | | | | | | | | | | | | | | | | | | | | | | | | | | | | | | | | | | | | | | |
| Month | 2021 – 2022 | 2022 – 2023 | 2023 – 2024 | | | | | | | | | | | | | | | | | | | | | | | | | | | | | | | | | | | | | | | | | | | | | | | | | | | | | | | | | | | |
| July | 38 | 6 | 8 | | | | | | | | | | | | | | | | | | | | | | | | | | | | | | | | | | | | | | | | | | | | | | | | | | | | | | | | | | | |
| August | 36 | 11 | 1 | | | | | | | | | | | | | | | | | | | | | | | | | | | | | | | | | | | | | | | | | | | | | | | | | | | | | | | | | | | |
| September | 5 | 1 | 1 | | | | | | | | | | | | | | | | | | | | | | | | | | | | | | | | | | | | | | | | | | | | | | | | | | | | | | | | | | | |
| October | 15 | 1 | 3 | | | | | | | | | | | | | | | | | | | | | | | | | | | | | | | | | | | | | | | | | | | | | | | | | | | | | | | | | | | |
| November | 6 | 3 | 1 | | | | | | | | | | | | | | | | | | | | | | | | | | | | | | | | | | | | | | | | | | | | | | | | | | | | | | | | | | | |
| December | 10 | 3 | 1 | | | | | | | | | | | | | | | | | | | | | | | | | | | | | | | | | | | | | | | | | | | | | | | | | | | | | | | | | | | |
| January | 34 | 1 | 1 | | | | | | | | | | | | | | | | | | | | | | | | | | | | | | | | | | | | | | | | | | | | | | | | | | | | | | | | | | | |
| February | 6 | 1 | 0 | | | | | | | | | | | | | | | | | | | | | | | | | | | | | | | | | | | | | | | | | | | | | | | | | | | | | | | | | | | |
| March | 1 | 2 | 2 | | | | | | | | | | | | | | | | | | | | | | | | | | | | | | | | | | | | | | | | | | | | | | | | | | | | | | | | | | | |
| April | 10 | 2 | 1 | | | | | | | | | | | | | | | | | | | | | | | | | | | | | | | | | | | | | | | | | | | | | | | | | | | | | | | | | | | |
| May | 1 | 0 | 1 | | | | | | | | | | | | | | | | | | | | | | | | | | | | | | | | | | | | | | | | | | | | | | | | | | | | | | | | | | | |
| June | 21 | 6 | | | | | | | | | | | | | | | | | | | | | | | | | | | | | | | | | | | | | | | | | | | | | | | | | | | | | | | | | | | | |
| Total | 183 | 37 | 20 | | | | | | | | | | | | | | | | | | | | | | | | | | | | | | | | | | | | | | | | | | | | | | | | | | | | | | | | | | | |

Medical / Dental Mobile Update @ James O. Jessie Desert Highland Unity Center



May 13, 2024

April
Overview regarding
utilization of services.



April
Number of Patients Served - 4
Number of Visits - 4
Medical Visits - 1

YTD Total
Number of Patients Served- 126
Number of Visits- 126
Medical Visits - 113



April Dental Services Updates

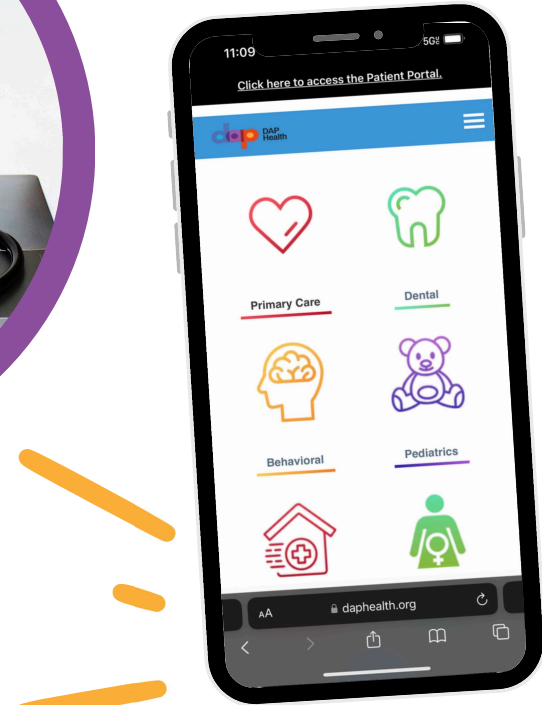


April
Appointment Scheduled- 8
Number of Patients Served- 3
Number of Visits -3

YTD Totals
Appointment Scheduled- 20
Number of Patients Served- 9
Number of Visits - 10



Telehealth Equipment and Training Update



EHR Update

Live on
May 28, 2024



April Outreach Update



**Outreach for Medical Mobile
Clinic @ JOJ
April 2024**

**# Of Events: 5
of Individuals in Attendance: 12
of Individuals engaged: 12**




Youth Wellness Series Vibe Well



ON WEDNESDAY, APRIL 24TH, AT 1 PM, THE APRIL EDITION OF THE "VIBE WELL" YOUTH WELLNESS SERIES TOOK PLACE, FOCUSING ON THE THEME OF **"SLIME AWAY STRESS."**

THIS MONTH'S ACTIVITY AIMED TO PROVIDE AN INTERACTIVE EXPERIENCE CENTERED AROUND EXPLORING THE CALMING BENEFITS OF SENSORY PLAY




Youth Wellness Series
"Vibe Well" Update

12 PARTICIPANTS



**SPANNING FROM
KINDERGARTEN TO 8TH GRADE.**




MAY THEME



TOOTH TALES

**ADVENTURES IN CARING
FOR YOUR SMILE**

**FACILITATED BY:
ERIC BROWN
DENTIST, DDS**

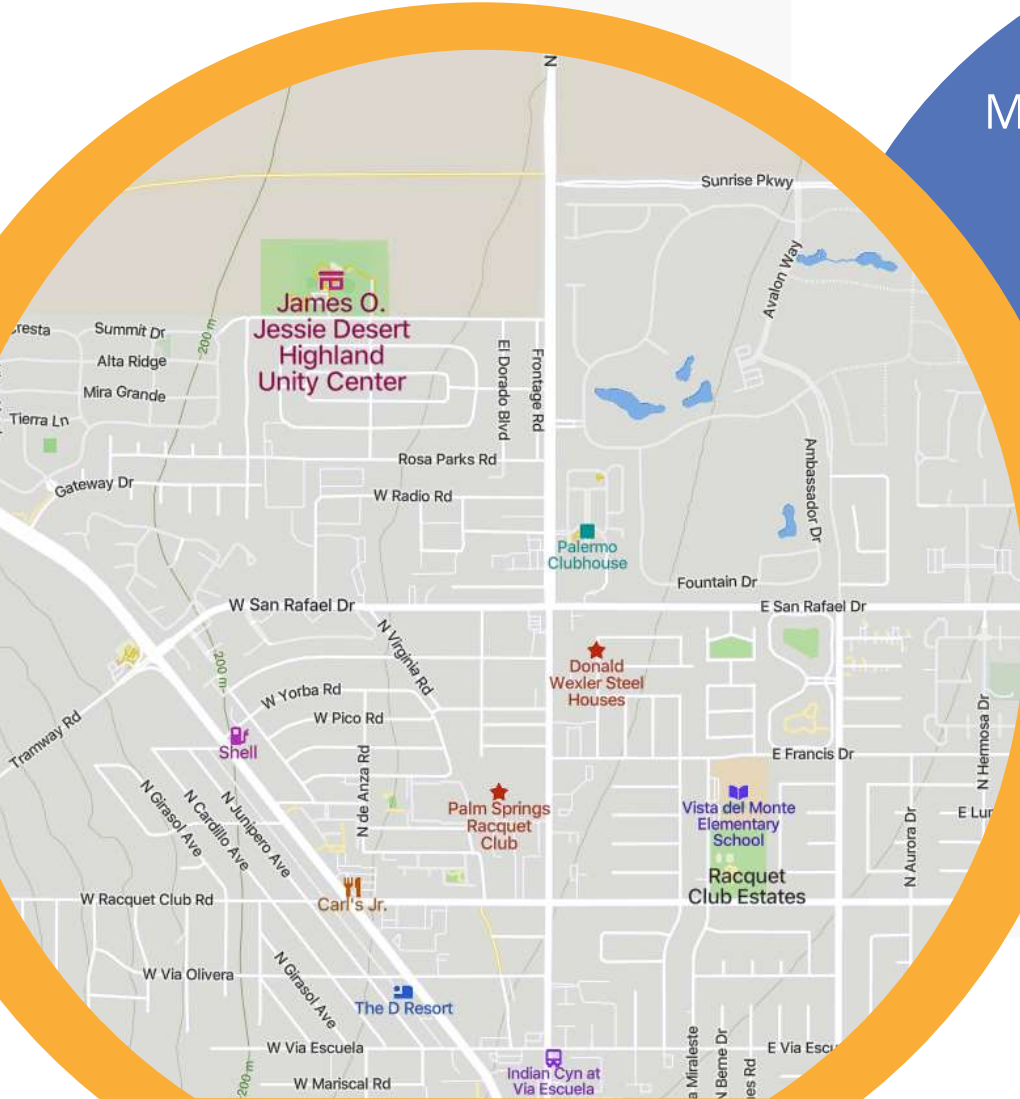


Marketing Update



Mailers were sent to addresses within a **Two Mile Radius** of JOJ with all demographics making under \$50k

2,757 Households



Mobile Health Care for the Community

Medical Services:

- Family Medicine
- Women's Health (including free pregnancy testing and family planning)
- Immunizations
- COVID-19 Testing and Vaccination
- Sick Visits for Adults and Children
- Well-Child Exams (routine, school, and sport physicals)
- Free HIV Testing
- Free STI Testing and Treatment
- Dental Care (second and fourth Wednesdays)

Patients who complete any medical or dental appointment will receive a **free \$10 gift card** (first come, first served, while supplies last.)

Most insurance accepted.
Programs available for the uninsured.

To minimize wait times, appointments are highly encouraged, walk-ins are welcomed. Schedule your appointment today by calling 833.624.1097 or scan the QR code below.

Free \$10 Gift Card

COVID-19 and Flu Vaccinations

Every Wednesday from 9:00 a.m. to 4:00 p.m.

James O. Jessie Desert Highland Unity Center
480 W Tramview Rd
Palm Springs, CA 92262



in partnership with





Cuidado de Salud Móvil para la Comunidad

Servicios Médicos:

- Medicina Familiar
- Salud de la Mujer (incluyendo pruebas de embarazo y planificación familiar gratis)
- Vacunas
- Pruebas y Vacunación contra el COVID-19
- Visitas por Enfermedad para Adultos y Niños
- Exámenes de Salud Infantil (rutinarios, escolares y deportivos)
- Pruebas de VIH Gratis
- Pruebas y Tratamiento Gratis de ITS
- Cuidado Dental (segundo y cuarto Miércoles del mes)

Los pacientes que completen cualquier cita médica o dental recibirán una **tarjeta de regalo gratis de \$10** (por orden de llegada, hasta agotar existencias).

Se aceptan la mayoría de los seguros.
Hay programas disponibles para personas sin seguro.

Programe su cita hoy llamando al 833.624.1097.
También se aceptan visitas sin cita previa.

Tarjeta de Regalo Gratis de \$10

Todos los Miércoles de 9:00 a.m. a 4:00 p.m.

James O. Jessie Desert Highland Unity Center
480 W Tramview Rd
Palm Springs, CA 92262

Vacunas contra el COVID-19 y la gripa



Vibe Well Marketing



Vibe Well: A Youth Wellness Series

If you want to discover how to live your best life, Vibe Well is for you!

Hosted by DAP Health, Vibe Well is where local health pros, teachers, and leaders chat about stuff like staying fit, yummy food tips, keeping your mind strong, and more!

**James O' Jessie Desert Highland
Unity Center**

**Every fourth Wednesday
of the month • 1:00 p.m.**

We hope to see you there!



Option 1

Vibe Well Marketing



Vibe Well: A Youth Wellness Series

If you want to discover how to live your best life, Vibe Well is for you!

Hosted by DAP Health, Vibe Well is where local health pros, teachers, and leaders chat about stuff like staying fit, yummy food tips, keeping your mind strong, and more!

**James O' Jessie Desert Highland
Unity Center**

**Every fourth Wednesday
of the month • 1:00 p.m.**

We hope to see you there!



Option 2

Open Forum





Thank You



- advocacy
- dental care
- ending epidemics
- equitable access
- food assistance
- gender-affirming care
- harm reduction
- health equity
- HIV care
- DAP Health is **health care**
- housing
- LGBTQ+ health
- mental health
- primary care
- recovery
- reproductive care
- sexual health
- social services
- women's health



DAP Health
Healthy Desert Highland Gateway Minutes May 13, 2024

| | |
|--|----------------------|
| Attendees: CJ Tobe, , Manny Muro, Tony Bradford, , Meghan Kane, Melissa Fonder, Mark DeJarnett, April Grissom, Jarvis Crawford | Facilitator: CJ Tobe |
| Absent: | Recorder: Manny Muro |

| Topic | Notes | Action Item | Person Assigned | Due Date |
|---------------|--|-------------|-----------------|----------|
| | <ul style="list-style-type: none"> • Kick Off and Welcomes. (CJ) • Overview regarding utilization of services. (Melissa) • Dental services updates (Melissa) • Telehealth equipment and training update (Melissa) • EHR update (Melissa) • Outreach (Manny) • Vibe Well (Manny) • Marketing (Manny) | | | |
| Introductions | | | | |
| Updates | <ul style="list-style-type: none"> • Operations update • April: Dental scheduled 8 visits and served 3 provider coverage for 1 day, Medical had 0 provider days, 1 visit • DAP/Borrego have been operating on 2 different EHRs and will go live on 5/28 will all now be on same EHR • Telehealth equipment arrived and staff will receive training after EHR change is complete Date pending • By July, RN model and telehealth will be implemented, RN has been hired and will start on 6/24/2024 • Marketing and Outreach • 5 Events have been completed. • 12 attendance. • 12engaged. | | | |

- Flyers distributed at the following events
 - Find Your Food" Drive Thru at the JOJ
 - Cathedral City, LBGT
 - JOJ
 - Desert Hot Springs Library
- Incentives have been helpful
- Vibe Well Series- Slime Away Stress
- 12 participants
- K-8th grade
- Held the 4th Wednesday of every month
 - Next Theme, Tooth Tales w/ Dr. Eric Brown
 - 1PM
- Marketing Postcard
 - 4th Wednesday every month
 - Option 1-3 for feedback
 - Has been emailed to Wellness
- Mailers are being sent out,
- In English and Spanish,
 - highlights the services and
 - \$10.00 Gift Card as an Incentive.
 - ,2 mile radius of the JOJ,

DAP Health

Healthy Desert Highland Gateway Minutes May 13, 2024

| | | | | |
|---------------|---|--|--|--|
| | <ul style="list-style-type: none"> ▪ 2757 households to be reached out too. ▪ JOJ all demographics of 50,000 income ▪ QR Code- Appointment site, Mobile to schedule/and register <p>Future Strategies:</p> <ul style="list-style-type: none"> • Utilize digital marketing channels, such as social media and email campaigns, to complement traditional mailers. • Monitor and analyze the effectiveness of our marketing campaigns to refine strategies for future outreach efforts. • Expand promotional efforts to increase appointments. • Diversify outreach locations to reach underserved communities more effectively. <p>Next Steps:</p> <ul style="list-style-type: none"> • Coordinating with Marketing Team: I will be collaborating with our marketing team for the upcoming campaign, focusing on: <ul style="list-style-type: none"> ○ Back-to-School Physicals ○ Sports Physicals ○ Vaccinations • Increased Incentive Amounts: We plan to enhance our promotional efforts by offering increased incentive amounts for appointments. | | | |
| Next Meeting: | June 10, 2024 @ 3PM-4PM | | | |

DAP Health


Healthy Desert Highland Gateway Minutes May 13, 2024

| | | | | |
|----------------|--|--|--|--|
| Adjourn 3:25pm | | | | |
|----------------|--|--|--|--|

VIBE WELL

MAY 2024 YOUTH WELLNESS SERIES

**15 PARTICIPANTS
SPANNING FROM KINDERGARTEN TO 8TH GRADE.**



On Wednesday, May 22nd, we hosted the May edition of the "Vibe Well" Youth Wellness Series, which focused on the important theme of oral and dental health. This session was expertly facilitated by Dr. Brown, who provided an engaging and informative overview of best practices for maintaining good oral health.

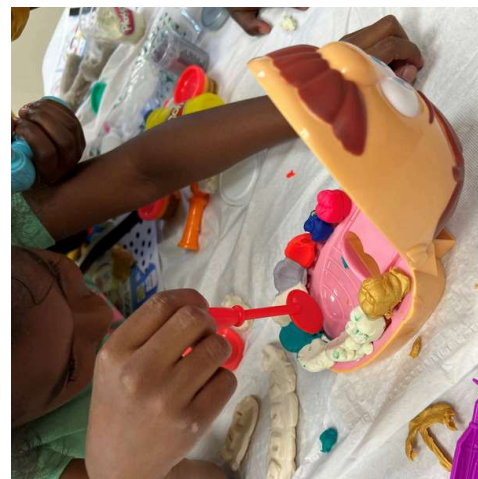


Dr. Brown's presentation was not only educational but also highly interactive. He demonstrated proper brushing and flossing techniques and then guided the children through a hands-on activity where they could practice these skills themselves. This interactive component was both fun and educational, ensuring that the kids could apply what they learned in a practical setting.



The children responded enthusiastically to the session, actively participating and enjoying the opportunity to learn through doing. The event was a great success, blending important health education with engaging activities that kept the children interested and involved.

Overall, the May edition of the "Vibe Well" Youth Wellness Series achieved its goal of promoting oral health awareness among young participants in an enjoyable and memorable way.





DESERT HEALTHCARE
DISTRICT & FOUNDATION

Date: July 9, 2024
To: Program Committee
Subject: Environmental Health Initiative- Request for Proposals: Mitigating Air Quality-Related Health Conditions

Staff Recommendation: Informational item only

Background: The DHCD strategic plan identifies environmental health as one of its top-priority goals and strategies, which include:

Goal #6: Be responsive to and supportive of selected community initiatives that enhance the environment in the District's service area.

- Strategy 6.1 Increase awareness of the health impacts of the air quality in Coachella Valley (**High Priority**)
- Strategy 6.2 Increase awareness of the health impacts of the water quality in Coachella Valley (**High Priority**)

Update

The District Healthcare District has initiated the development of a Request For Proposal (RFP) that specifically aligns with Strategy 6.1. This RFP focuses on addressing the impact that air quality has on the health of residents in the Coachella Valley. This RFP will seek to prevent, diagnose, and manage air quality-related health conditions impacting community members.

- The proposed RFP would seek to allocate \$1,000,000 over a two-year project term, with awarded grants not to exceed (NTE) \$200,000. These funds would come from the Fiscal Year 2024/25 Desert Healthcare Foundation budget.
- The execution timeline for this RFP consists of:
 - September 16, 2024 Release of RFP
 - October 25, 2024 Applications Due
 - October 28, 2024 to December 5, 2024 Internal review of applications
 - December 10, 2024 Program Committee review of applications
 - December 17, 2024 Board of Directors review and approval
 - January 1, 2025 Contract begins
 - December 31, 2026 Contract ends

- A Results-Based Accountability (RBA) framework will be applied to the identified strategies and performance measures that will focus on the impact of selected grant projects in alignment with the Desert Healthcare District Strategic Plan.

Fiscal Impact: \$1,000,000 (Fiscal Year 2024/25- Desert Healthcare Foundation budget).



Date: July 9, 2024

To: Program Committee – Foundation

Subject: Progress and Final Grant Reports 6/1/2024 – 6/30/2024

The following progress and final grant reports are included in this staff report:

El Sol Neighborhood Educational Center # 1407 (US Aging Grant)

Grant term: 9/15/2023 – 4/15/2024

Original Approved Amount: \$120,000.

Progress Report covering the time period from: 1/1/2024 – 04/15/2024

Vision y Compromiso # 1411 (US Aging Grant)

Grant term: 9/15/2023 – 4/15/2024

Original Approved Amount: \$120,000.

Progress Report covering the time period from: 1/1/2024 – 04/15/2024

GRANT PROGRESS REPORT – US Aging Grant

El Sol Neighborhood Educational Center, Grant # 1407

ABOUT THE ORGANIZATION

El Sol Neighborhood Educational Center
766 N Waterman Ave

SAN BERNARDINO, CA 92410
909-884-3735

Progress Report Contact:
Angelica Alvarez, Program director.
angelicaalvarez@elsolnec.org

PROJECT INFORMATION

Project Title: 1407 COVID-19 vaccines to seniors and individuals with special needs

Grant Term: 09/15/2023 - 04/15/2024

Total Grant Amount Awarded: \$120,000.00

Reporting Period: 01/01/2024 - 04/15/2024

Report Due Date: 05/07/2024

DESERT HEALTHCARE DISTRICT STRATEGIC PLAN ALIGNMENT

Goal 2: Proactively expand community access to primary and specialty care services

Strategy 2.7 - Increase equitable access to primary and specialty care services and resources in underserved communities in Coachella Valley (Priority: High)

PROGRESS TOWARDS PROJECT DELIVERABLES

Write your progress towards each project deliverable in the space below. Project deliverable numbers should ONLY reflect those directly funded by DHCD funds.

Project Deliverable #1:

By April 15, 2024, El Sol Promotoras will provide logistical and staffing support at a minimum of 20 vaccination clinics, where 700 seniors and/or individuals with special needs will receive a flu and/or a COVID-19 vaccine.

Progress towards Deliverable #1:

During the reporting period of 1/01/2024 to 4/15/2024 El Sol promotoras participated in **8** vaccination clinics where **283** seniors and/or individuals with special needs received a flu and/or a COVID-19 vaccine.

Project Deliverable #2:

By April 15, 2024, El Sol Promotoras will assist in providing linkages to services, such as transportation, scheduling appointments, translation services, and other supportive services to 150 seniors and/or individuals with special needs.

Progress towards Deliverable #2:

During the reporting period of 01/01/2024 to 04/15/2024, El Sol promotoras provided 44 seniors and/or individuals with special needs referrals to vaccinations clinics, mental health services, food banks, and medical home services, including to primary and specialty care resources. In total, the El Sol Promotoras assisted **283** seniors and/or individuals with special needs with completing intakes and application forms at the vaccination clinics, unemployment, as measured by referral logs.

Project Deliverable #3:

By April 15, 2024, El Sol Promotoras will conduct outreach and education to 350 seniors and/or individuals with special needs, through door-to-door outreach, community events, and community-based outreach.

Progress towards Deliverable #3:

During the reporting period of 01/01/2024 to 04/15/-2024, El Sol Promotoras reached **2,150** seniors and/or individuals with special needs that were given educational information about CDC guidance and COVID-19 protocols during outreach including informational booths at high traffic locations (e.g. supermarkets, convenience stores, Educational, churches, etc.) as measured by activity log and/or sign-in logs.

PROGRESS TOWARDS PERFORMANCE MEASURES

Please provide your project's performance measure numbers as they align with your project deliverables and the identified Desert Healthcare District's strategy/strategies. Performance measure numbers should ONLY reflect the reporting period.

PM 2.7: # of Community Navigators trained:

0

PM 2.7: # of Community Navigators hired:

0

PM 2.7: # of clients who increased their knowledge of primary and specialty care resources:

2150

PM 2.7: # of clients who were directly connected to a primary and specialty care service provider:

283

PM 2.7: # of clients who connected to primary and specialty care via supportive healthcare services:

(Number of clients who were connected to primary and specialty care via supportive healthcare

services such as transportation assistance, insurance enrollment, etc.)

283

PROGRESS ON THE DISTRICT RESIDENTS SERVED:

Total Number of District Residents Reached During This Reporting Period:

2150

Geographic Area(s) Served During This Reporting Period:

Coachella, Desert Hot Springs, Indio, La Quinta, Mecca, North Shore, Oasis, Palm Desert, Palm Springs, Rancho Mirage, Thermal, Thousand Palms, Vista Santa Rosa

PLEASE ANSWER THE FOLLOWING QUESTIONS:

Please share any challenges and course corrections you may have experienced during this performance period such as reaching organizational capacity, partnerships, identified geographic areas and/or target populations, etc.

We faced a few challenges while trying to spread awareness about vaccination. Some of these challenges included dogs being off-leash, myths surrounding the vaccine, inaccurate information about the vaccine, and people being afraid that the vaccine might cause illness. However, the *promotores* always stayed committed to providing accurate and truthful information, listening to the community's concerns, and providing updated resources and information.

Please share any success stories highlighting the impact that your project had on the community during this reporting period.

These are some of the stories that were shared by the *promotoras*: A family from Mexico has arrived and received their vaccinations. They are overjoyed to have been vaccinated and expressed gratitude for the assistance they received. We assisted a couple with the translation during their vaccination process. They did not speak Spanish or English, so we helped them in the *Purepecha* language. They were extremely

grateful for the help. We had the opportunity to accompany a man who was afraid of the vaccine's potential side effects, provided him with resources, and accompanied him. We gained his trust, and he received the vaccine. We encouraged a woman who had only received two doses to receive another one. Since she was going to receive dialysis, this additional vaccination would help protect her immune system. Many people are happy to have received our help in getting vaccinated. A lot of people were unsure about where to go for vaccinations, and we were able to provide them with information about vaccination events. People expressed their gratitude for the assistance and the company.

Is there anything the Desert Healthcare District staff can do to assist you in achieving the deliverables of your project?

With the patience that they have is enough. We need people with empathy and kindness to be successful in our work.

GRANT PROGRESS REPORT– US Aging Grant

Vision y Compromiso, Grant # 1411

ABOUT THE ORGANIZATION

Vision y Compromiso
49869 Calhoun Street
Coachella, CA 92236
213-613-0630

Progress Report Contact:

Shakira Alicea, Grant & Contracts Manager
shakira@visionycompromiso.org

PROJECT INFORMATION

Project Title:

1411 COVID-19 and Flu Vaccines for Seniors and Persons with Special Needs

Grant Term: 09/15/2023 - 04/15/2024

Total Grant Amount Awarded: \$120,000.00

Reporting Period: 01/01/2024 - 04/15/2024

Report Due Date: 05/07/2024

DESERT HEALTHCARE DISTRICT STRATEGIC PLAN ALIGNMENT

Goal 2: Proactively expand community access to primary and specialty care services

Strategy 2.7 - Increase equitable access to primary and specialty care services and resources in underserved communities in Coachella Valley (Priority: High)

PROGRESS TOWARDS PROJECT DELIVERABLES

Write your progress towards each project deliverable in the space below. Project deliverable numbers should ONLY reflect those directly funded by DHCD funds.

Project Deliverable #1:

By April 15, 2024, conduct outreach and education to 350 seniors and/or individuals with special needs.

Progress towards Deliverable #1:

VYC conducted outreach and education activities for **2151** seniors and individuals with special needs. We serviced a total of **2151** individuals with special needs and track and document contacts made through in-language, and interactive engagements carried out via door-to-door canvassing, participation at community events (booths, tabling), phone banking, and/or community outreach at markets, faith-based communities, laundromats, schools, senior centers, and other places where people gather.

Project Deliverable #2:

By April 15, 2024, VyC will offer logistical and staffing support at a minimum of 20 vaccination clinics, where 700 seniors and/or individuals with special needs will receive a flu and/or a COVID-19 vaccine.

Progress towards Deliverable #2:

From 1/1/2024 to 4/15/24, VYC offered logistical and staffing support to **8** vaccination clinics, where **282** seniors and or individuals with special needs received a flue and or COVID vaccine. VyC's team of promotors attended and supported 8 vaccination clinics, assisting with activities such as planning, publicity, and information dissemination, set up and take down, greeting individuals and their families, translating/interpreting, and providing a warm handoff to local community resources as needed.

Project Deliverable #3:

By April 15, 2024, assist 150 seniors and/or individuals with special needs to receive supportive services.

Progress towards Deliverable #3:

VYC has reached a total of **282** seniors and/or individuals with special needs to receive supportive services. Focusing on the importance of getting vaccinated (and boosted) providing information on other topics related to COVID-19 and sharing resource referrals related to mental health and wellness, grief and loss, reducing isolation, understanding long COVID, workforce development, financial wellness. In addition, 447 supportive services provided were translation support, assistance with medical enrollment, assisted in the completion of intake forms, and enrollment to the Bridge access program.

PROGRESS TOWARDS PERFORMANCE MEASURES

Please provide your project's performance measure numbers as they align with your project deliverables and the identified Desert Healthcare District's strategy/strategies. Performance measure numbers should ONLY reflect the reporting period.

PM 2.7: # of Community Navigators trained:

0

PM 2.7: # of Community Navigators hired:

0

PM 2.7: # of clients who increased their knowledge of primary and specialty care resources:

2151

PM 2.7: # of clients who were directly connected to a primary and specialty care service provider:

282

PM 2.7: # of clients who connected to primary and specialty care via supportive healthcare services:

(Number of clients who were connected to primary and specialty care via supportive healthcare

services such as transportation assistance, insurance enrollment, etc.)

282

PROGRESS ON THE DISTRICT RESIDENTS SERVED:

Total Number of District Residents Reached During This Reporting Period:

2151

Geographic Area(s) Served During This Reporting Period:

Coachella, Desert Hot Springs, Desert Palms, Indio, La Quinta, Palm Desert, Thermal

PLEASE ANSWER THE FOLLOWING QUESTIONS:

Please share any challenges and course corrections you may have experienced during this performance period such as reaching organizational capacity, partnerships, identified geographic areas and/or target populations, etc.

An opportunity for development for VYC lies in establishing a referral system to connect community members with mental health, wellness, grief support, and resources for understanding long COVID, workforce development, and financial wellness. This area of development would aim to reduce isolation and ensure access to primary and specialty care through supportive healthcare services, benefitting a significant number of clients.

Please share any success stories highlighting the impact that your project had on the community during this reporting period.

VYC persists in its commitment to educate and raise awareness about COVID through diverse channels, demonstrated by tabling events, door-to-door initiatives, active involvement in community gatherings, and outreach at various hubs like markets, food banks, and schools. The Promotoras play a pivotal role in identifying high-need areas and disseminating up-to-date information amidst the evolving landscape of COVID-19. This community-driven strategy is vital for fostering effective communication, building trust, and ensuring accurate information reaches vulnerable populations. The VYC Promotoras encountered an individual in the community facing challenges accessing dental care due to various life stressors. After connecting with him, they swiftly arranged

local dental care for the same day. During their interaction, they discovered additional needs and promptly connected him with further resources and referrals. Going beyond expectations, they secured a wheelchair for him, addressing a critical issue with one of its wheels. This exemplifies the deep roots of the VYC Promotoras in the community, their unwavering commitment to addressing identified needs, and their compassionate nature, which fosters meaningful connections in times of need.

Is there anything the Desert Healthcare District staff can do to assist you in achieving the deliverables of your project?

VYC appreciated the warm handoff to local resources to establish working relationships and increase referrals through the Coachella Valley Equity Collaborative (CVEC) meetings that allowed VYC to learn about local resources, events and community needs.