



**DESERT HEALTHCARE FOUNDATION
PROGRAM COMMITTEE
Program Committee Meeting
June 14, 2022
5:30 P.M.**

Or Immediately Following the Program Committee Desert Healthcare District Meeting

In lieu of attending the meeting in person, members of the public will be able to participate by webinar by using the following Zoom link:

<https://us02web.zoom.us/j/81493032052?pwd=N2dyUXc5YVFjUUtPZHlKNGpLUXFWQT09>

Password: 033259

Participants will need to download the Zoom app on their mobile devices. Members of the public may also be able to participate by telephone, using the follow dial in information:

Dial in #:(669) 900-6833 To Listen and Address the Board when called upon:

Webinar ID: 814 9303 2052

<i>Page(s)</i>	AGENDA	<i>Item Type</i>
	I. Call to Order – Vice-President Evett PerezGil, Committee Chairperson	
1-2	II. Approval of Agenda	Action
3-6	III. Meeting Minutes 1. May 10, 2022	Action
	IV. Public Comments At this time, comments from the audience may be made on items <u>not</u> listed on the agenda that are of public interest and within the subject-matter jurisdiction of the District. The Committee has a policy of limiting speakers to not more than three minutes. The Committee cannot take action on items not listed on the agenda. Public input may be offered on an agenda item when it comes up for discussion and/or action.	
7-8	V. Old Business 1. Grant Payment Schedules 2. Coachella Valley Equity Collaborative a. Vaccination, Education, and Outreach 3. Expanding the District’s Role of the Coachella Valley Equity Collaborative Beyond the COVID-19 Response 4. Update – Request for Proposals (RFP) for the Mobile Clinic Operator	Information Information Information Information



**DESERT HEALTHCARE FOUNDATION
PROGRAM COMMITTEE
Program Committee Meeting
June 14, 2022
5:30 P.M.**

Or Immediately Following the Program Committee Desert Healthcare District Meeting

In lieu of attending the meeting in person, members of the public will be able to participate by webinar by using the following Zoom link:

<https://us02web.zoom.us/j/81493032052?pwd=N2dyUXc5YVFjUUtpZHIkNGpLUXFWQT09>

Password: 033259

Participants will need to download the Zoom app on their mobile devices. Members of the public may also be able to participate by telephone, using the follow dial in information:

Dial in #:(669) 900-6833 To Listen and Address the Board when called upon:

Webinar ID: 814 9303 2052

- | | | |
|--------------|---|-------------|
| 9-22 | <ul style="list-style-type: none">5. Advancing the District’s Role in Addressing the Healthcare Needs of Black Communities in the Coachella Valley – Update<ul style="list-style-type: none">a. Access to Healthcare – Borrego Health Foundationb. Black and African American Healthcare scholarship program6. Behavioral Health Initiative | Information |
| 23-25 | <ul style="list-style-type: none">1. Update – Behavioral Health Initiative (BHI) Request for Proposals Selection – Improving Access to Behavioral Health Education and Prevention Services for Children (0-18 years) and Their Families NTE \$500K/2 years | Information |

VI. Committee Member Comments

VII. Adjournment

Next Scheduled Meeting July 12, 2022

**DESERT HEALTHCARE FOUNDATION
PROGRAM COMMITTEE MEETING
MEETING MINUTES
May 10, 2022**

<p>a. Vaccination, Education, and Outreach</p>	<p>districts, including testing with a recent increase after spring break. The Collaborative will have a presence at Desert Sands Unified throughout the summer and Coachella Valley Unified School District. The Collaborative will participate in an upcoming health fair, further describing the distribution of over 200 COVID tests, and the importance of reporting the positive test results to the state.</p>	
<p>3. Expanding the District’s Role of the Coachella Valley Equity Collaborative Beyond the COVID-19 Response</p>	<p>Alejandro Espinoza, Chief of Community Engagement, described the facilitated meeting with Will Flores, grant writing consultant, California Consulting, the leadership of the Coachella Valley Equity Collaborative partner organizations, and the district’s support to address ongoing issues, such as behavioral health services and supporting education and outreach through funding efforts. The Collaborative is applying for funding from the county in response to a request for proposals release for COVID-19 funding.</p>	
<p>4. Update – Request for Proposals (RFP) for the Mobile Clinic Operator</p>	<p>Alejandro Espinoza, Chief of Community Engagement, described one application received from DPMG Health operated by the Desert Care Network. Staff is reviewing the proposal and finalizing questions. The completion of the mobile unit is delayed until September or October, as a</p>	

DESERT HEALTHCARE FOUNDATION
PROGRAM COMMITTEE MEETING
MEETING MINUTES
May 10, 2022

<p>5. Advancing the District’s Role in Addressing the Healthcare Needs of Black Communities in the Coachella Valley – Update</p> <p>a. Access to Healthcare – Borrego Health Foundation</p> <p>6. Behavioral Health Initiative</p> <p>1. Update: Behavioral Health Initiative (BHI) Request for Proposals – Improving Access to Behavioral Health Education and Prevention Services for Children (0-18 years) and their Families NTE \$500K/2 years</p>	<p>result of backorder parts by the manufacturer.</p> <p>Donna Craig, Chief Program Officer, described the February and March monthly report of patient visits linked to the goals of the initial request for proposals while also reviewing the city of residency report with the committee. As the residency report develops and expands, additional information on race and ethnicity may be available from Borrego.</p> <p>Jana Trew, Senior Program Officer, provided background on the release of the proposal, the May 2 release date, and the June 10 submission deadline.</p>	
<p>VII. Committee Member Comments</p>	<p>Chair PerezGil thanked the staff for their hard work and efforts in the community.</p>	
<p>VIII. Adjournment</p>	<p>President Borja adjourned the meeting at 5:34 p.m.</p>	<p>Audio recording available on the website at http://dhcd.org/Agendas-and-Documents</p>



**DESERT HEALTHCARE FOUNDATION
PROGRAM COMMITTEE MEETING
MEETING MINUTES
May 10, 2022**

ATTEST: _____
Evelt PerezGil, Chair/Vice-President Board of Directors
Program Committee

Minutes respectfully submitted by Andrea S. Hayles, Clerk of the Board

DRAFT

DESERT HEALTHCARE FOUNDATION							
OUTSTANDING GRANTS AND GRANT PAYMENT SCHEDULE							
May 31, 2022							
TWELVE MONTHS ENDING JUNE 30, 2022							
A/C 2190 and A/C 2186-Long term			6/30/2021	New Grants	Total Paid	5/31/2022	
Grant ID Nos.	Name		Open	Current Yr	July-June	Open	
			BALANCE	2021-2022		BALANCE	
Health Portal	Remaining Collective Funds-Mayor's Race & DHCF		\$ 72,176		\$ 3,727	\$ 68,449	HP-cvHIP
BOD - 04/24/18	Behavioral Health Initiative Collective Fund		\$ 1,752,356		\$ 442,223	\$ 1,310,133	Behavioral Health
BOD - 06/26/18 BOD	Avery Trust Funds-Committed to Pulmonary services		\$ 795,017		\$ 57,620	\$ 737,397	Avery Trust
BOD - 6/25/19 BOD (#1006)	DHCD - Homelessness Initiative Collective Fund		\$ 595,714		\$ 501,657	\$ 94,057	Homelessness
BOD - 02/23/21 BOD (#1148)	OneFuture - Black and African American Healthcare Scholarship - 2 yrs		\$ 155,000		\$ 90,000	\$ 65,000	
BOD - 07/28/20 (#1134)	*DHCD/IEHP - Addressing the Healthcare Needs of Black Communities		\$ 400,000		\$ -	\$ -	
	*IEHP Contribution to Grant #1134 (Aug 2020)		\$ 50,000		\$ -	\$ -	
	*Lift To Rise Contribution to Grant #1134 (Dec 2020)		\$ 75,000		\$ -	\$ -	
BOD - 07/27/21 BOD (#1288)	*Borrego Community - Improving Access to Healthcare - 3 yrs			\$ 575,000	\$ 30,000	\$ 545,000	
	*Underlined items above, plus 2nd IEHP \$50k, were combined into Grant #1288						
F&A - 06/11/19, 6/09/20, 06/22/21 Res. NO. 21-02	Prior Year Commitments & Carry-Over Funds		\$ 1,044,156		\$ 30,000	\$ 1,014,156	
TOTAL GRANTS			\$ 4,939,419	\$ 575,000	\$ 1,155,227	\$ 3,834,192	
Summary: As of 05/31/2022				Uncommitted & Available		A/C 2190	\$ 2,234,192
Health Portal (CVHIP):	\$ 68,449	\$ 68,449				A/C 2186	\$ 1,600,000
Behavioral Health Initiative Collective Fund	\$ 1,310,133	\$ 1,297,311				Total	\$ 3,834,192
Avery Trust - Pulmonary Services	\$ 737,397	\$ 531,156				Diff	\$ (0)
West Valley Homelessness Initiative	\$ 94,057	\$ 71,557					
Healthcare Needs of Black Communities	\$ 610,000	\$ -					
Prior Year Commitments & Carry-Over Funds	\$ 1,014,156	\$ 1,014,156					
Total	\$ 3,834,192	\$ 2,982,629					
Amts available/remaining for Grant/Programs - FY 2021-22:				FY22 Grant Budget		Social Services Fund #5054	
Amount budgeted 2021-2022		\$ 530,000	\$ 500,000			Budget	\$ 60,000
Amount granted year to date		\$ (575,000)	\$ 30,000			DRMC Auxiliary	\$ 12,000
Mini Grants:						Balance Available	\$ 48,000
Net adj - Grants not used:							
Contributions / Additional Funding	DHCD Grant #1134 \$400,000, IEHP \$100,000 & Lift To Rise \$75,000	\$ 575,000					
Prior Year Commitments & Carry-Over Funds	FY18-19 Funds \$14,156; FY19-20 Funds \$300,000; FY20-21 Funds \$730,000	\$ 1,014,156					
Balance available for Grants/Programs		\$ 1,544,156					

DESERT HEALTHCARE FOUNDATION							
OUTSTANDING PASS-THROUGH GRANTS AND GRANT PAYMENT SCHEDULE							
May 31, 2022							
FISCAL YEAR ENDING JUNE 30, 2022							
					5/31/2022		
A/C 2183			6/30/2021	New Grants	Total Paid	ELC3 Funds	
Grant ID Nos.	Name		Open	Current Yr	July-June	Payable	
			BALANCE	2021-2022		BALANCE	
BOD - 10/20/20 - Contract #21-024	Coronavirus Aid, Relief, and Economic Security (CARES) Act and Center for Disease Control and Prevention Epidemiology and Laboratory Capacity (ELC) Enhancing Detection funding from Riverside County - \$2.4 Million (\$1,960,000 for grants)						
BOD - 10/20/20 (#1159)	Lideres Campesinas, Inc. - Take It to the Fields Initiative		\$ 30,000		\$ 30,000	\$ -	
BOD - 03/23/21 (#1268)	El Sol Neighborhood Educational Center - Coachella Valley COVID-19 Collaborative		\$ 125,000	\$ 60,000	\$ 125,000	\$ 60,000	
BOD - 03/23/21 (#1269)	Alianza Coachella Valley - ECV COVID-19 STRATEGIC COMMUNICATIONS PLAN		\$ 125,000		\$ 125,000	\$ -	
BOD - 03/23/21 (#1270)	Galilee Center - Emergency Services		\$ 85,000		\$ 85,000	\$ -	
BOD - 03/23/21 (#1271)	Vision Y Compromiso - Stop the Spread of COVID-19		\$ 85,000		\$ 40,000	\$ 45,000	
BOD - 03/23/21 (#1272)	Youth Leadership Institute - COVID-19 ECV Collaborative		\$ 85,000		\$ 85,000	\$ -	
BOD - 03/23/21 (#1273)	Pueblo Unido CDC - Coachella Valley COVID-19 Collaborative		\$ 125,000	\$ (60,000)	\$ 65,000	\$ -	
BOD - 03/23/21 (#1274)	Todec Legal Center Perris - Sembrando Prevencion		\$ 125,000		\$ 125,000	\$ -	
BOD - 03/23/21 (#1275)	Lideres Campesinas, Inc. - Take It to the Fields Initiative		\$ 125,000		\$ 90,000	\$ 35,000	
BOD - 04/26/22 - Contract Amendment*	Center for Disease Control and Prevention Epidemiology and Laboratory Capacity (ELC) Enhancing Detection funding from Riverside County - \$750,000 (\$625,000 for grants) (Reimbursement Grant)						
BOD - 03/23/21 (#1268)	El Sol Neighborhood Educational Center - Coachella Valley COVID-19 Collaborative			\$ 150,000	\$ -	\$ 19,049	
BOD - 03/23/21 (#1269)	Alianza Coachella Valley - ECV COVID-19 STRATEGIC COMMUNICATIONS PLAN			\$ 35,000	\$ -	\$ -	
BOD - 03/23/21 (#1270)	Galilee Center - Emergency Services			\$ 70,000	\$ -	\$ 13,858	
BOD - 03/23/21 (#1272)	Youth Leadership Institute - COVID-19 ECV Collaborative			\$ 35,000	\$ -	\$ -	
BOD - 03/23/21 (#1273)	Pueblo Unido CDC - Coachella Valley COVID-19 Collaborative			\$ 35,000	\$ -	\$ -	
BOD - 03/23/21 (#1274)	Todec Legal Center Perris - Sembrando Prevencion			\$ 300,000	\$ -	\$ -	
TOTAL GRANTS			\$ 910,000	\$ 625,000	\$ 770,000	\$ 172,907	
CARES/ELC	Passthrough to Community Based Organizations		\$ 910,000	\$ -	\$ 770,000	\$ 140,000	
	CARES/ELC Administrative Costs		\$ 200,000	\$ -	\$ 200,000	\$ -	
Total CARES/ELC			\$ 1,110,000	\$ -	\$ 970,000	\$ 140,000	
ELC Amendment	Passthrough to Community Based Organizations		\$ -	\$ 625,000	\$ -	\$ 32,907	
	CARES/ELC Administrative Costs		\$ -	\$ 125,000	\$ 9,792	\$ 9,792	
Total ELC Amendment			\$ -	\$ 750,000	\$ 9,792	\$ 42,700	
Amts available/remaining for Grant/Programs - FY 2021-22:						Account 2183	\$ 172,907
Amount granted year to date		\$ (625,000)				Grant Funds	\$ -
Mini Grants:						CARES/ELC	ELC Amend
Net adj - Grants not used:				Total Grant	\$ 2,400,000	\$ 750,000	
Foundation Administration Costs		\$ (325,000)		Received to Date	\$ 2,300,000	\$ -	
Contributions / Additional Funding	ELC3 \$200,000 Carryover from FY21; ELC3 Amendment \$750,000	\$ 950,000		Balance Remaining	\$ 100,000	\$ 750,000	
Balance available for Grants/Programs		\$ -					



IMPROVING ACCESS TO HEALTHCARE IN DESERT HIGHLAND GATEWAY ESTATES

RFP-20201001 - Monthly REPORT

Report Period: 04/01/2022 – 04/30/2022
 (Monthly report due the 15th of each month)

Report by: Heidi Galicia, Dir. School Base Health / Mobile Services

Program/Project Information:

Grant # 1288

Project Title: Improving Access to Healthcare in Desert Highland Gateway Estates

Start Date: 07/01/2021

End Date: 06/30/2024

Term: 36 Months

Grant Amount: \$575,000

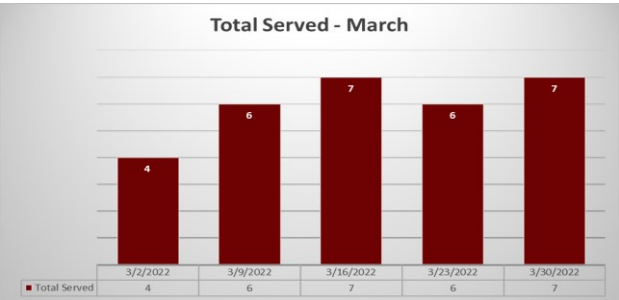
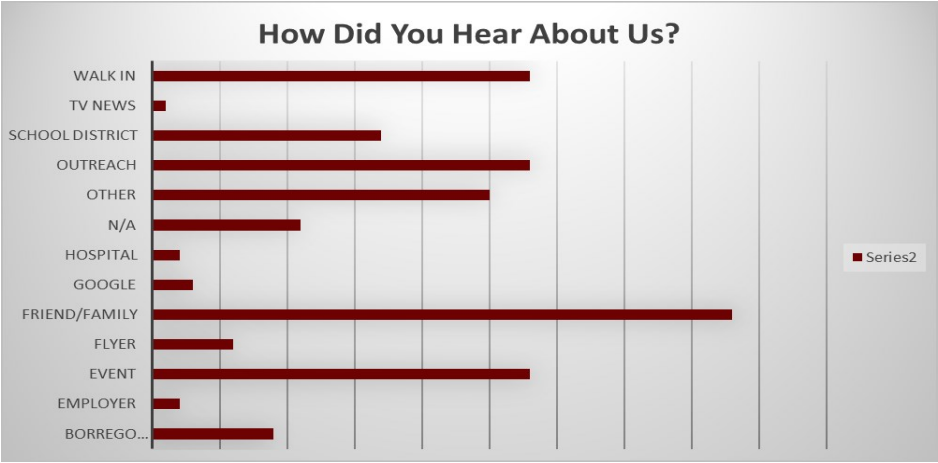
Executive Summary: Borrego Health is committed to providing and increasing access to healthcare services for those living in Desert Highland Gateway Estates and the surrounding communities. This funding will provide support for a pilot mobile services program and begin to assess the sustainability of a more permanent health care program within the community. It is anticipated that 2,913 medical and dental visits will be conducted with part-time mobile services in the community.

Goal	Goal/ Objective/ Other Topics	Successes, Emergent Issues, Challenges Findings, and Supporting Information (Graphs, reports, indicator results, etc.)
1. Collaboration	Through a multifaceted approach, Borrego Health intends to develop a collaborative relationship with the DHG Health and Wellness Committee. The team is committed to participation in meetings as desired by the committee to ensure open dialogue as to the perceptions of health issues. The committee will be informed of all	<p>Borrego leadership continued to meet with the Desert Highland Gateway Estates Wellness committee to provide updates regarding the utilization of services, activities, and challenges. The goal is to encourage support, seek input and ideas from the neighborhood/community leaders to improve awareness and utilization of available services.</p> <p>During this reporting period, one meeting took place on April 8th, 2022.</p> <p>Attendees included:</p> <p>Desert Highland Gateway Wellness Committee: Marjorie Holland</p> <p>Borrego Health: Heidi Galicia, Director of School Base Health and Mobile Services, Porsha Wilson-Teen Health Coordinator.</p> <p>Other attendees invited by the Wellness Committee and or Borrego Health: Meghan Kane – Senior Program Officer for the Desert Health Care District, Jana Trew - Senior Program Officer of Behavioral Health for the Desert Health Care District, Donna Craig – Chief Program Officer</p>



IMPROVING ACCESS TO HEALTHCARE IN DESERT HIGHLAND GATEWAY ESTATES

RFP-20201001 - Monthly REPORT

Goal	Goal/ Objective/ Other Topics	Successes, Emergent Issues, Challenges Findings, and Supporting Information (Graphs, reports, indicator results, etc.)												
	<p>planned schedules and activities on a monthly basis in advance to encourage support and participation. Any changes will be clearly communicated to avoid any misunderstanding</p>	<p>Meeting highlights for this reporting period:</p> <ul style="list-style-type: none"> Review of data that includes utilization of services since July 2021. It was noted that utilization has significantly decreased during the month of March, which the Borrego mobile team reported 30 visits; March has the lowest visit count since the launch of mobile services. <table border="1" style="margin-left: 20px; margin-bottom: 20px;"> <thead> <tr style="background-color: #800000; color: white;"> <th>March</th> <th>Total Served</th> </tr> </thead> <tbody> <tr><td>03/02/2022</td><td>4</td></tr> <tr><td>03/09/2022</td><td>6</td></tr> <tr><td>03/16/2022</td><td>7</td></tr> <tr><td>03/23/2022</td><td>6</td></tr> <tr><td>03/30/2022</td><td>7</td></tr> </tbody> </table>  <ul style="list-style-type: none"> During last meeting, Heidi presented that Borrego Health will be sending a survey to those who received services in the past 6 months at the mobile clinic while located in the Desert Highland Gateway Estates to determine how they heard about the services. Data of this survey was presented during this month's meeting. Top five answers included heard from a Friend/Family member, Walked-in when saw the mobile clinic, Outreach, during local event. 	March	Total Served	03/02/2022	4	03/09/2022	6	03/16/2022	7	03/23/2022	6	03/30/2022	7
March	Total Served													
03/02/2022	4													
03/09/2022	6													
03/16/2022	7													
03/23/2022	6													
03/30/2022	7													



IMPROVING ACCESS TO HEALTHCARE IN DESERT HIGHLAND GATEWAY ESTATES RFP-20201001 - Monthly REPORT

Goal	Goal/ Objective/ Other Topics	Successes, Emergent Issues, Challenges Findings, and Supporting Information (Graphs, reports, indicator results, etc.)																																																																								
		<ul style="list-style-type: none"> April is Alcohol Awareness Month. In efforts to connect with adolescents of the Desert Highland Gateway Estates regarding such important topic, Porsha Wilson, Teen Health Coordinator presented the group updates regarding the “Don’t Drink and Paint” event, scheduled for April 20, 2022. 																																																																								
2. service	By June 30, 2024, a minimum of 2053 patient care medical and 860 dental visits will be provided.	<p>During this month, Medical Mobile Services continued to be promoted and marketed thru flyer distribution at local businesses, churches, and at the James O Jessie Unity Center. Additionally, Palm Springs Unified also shared the flyer thru Peach Jar, their online distribution method.</p> <p>The table below shows the total number of patients seen since the launch of services on July 12, 2021, up to this reporting period.</p> <table border="1" style="width: 100%; border-collapse: collapse; text-align: center;"> <thead> <tr style="background-color: #800000; color: white;"> <th>Month</th> <th>Number of Patients Served</th> <th>Number of Visits</th> <th>Medical Visits</th> <th>Dental Visits</th> <th>Total Uninsured</th> </tr> </thead> <tbody> <tr><td>July</td><td>51</td><td>52</td><td>52</td><td>0</td><td>8</td></tr> <tr><td>August</td><td>59</td><td>62</td><td>62</td><td>0</td><td>19</td></tr> <tr><td>September</td><td>28</td><td>31</td><td>31</td><td>0</td><td>5</td></tr> <tr><td>October</td><td>33</td><td>36</td><td>36</td><td>0</td><td>13</td></tr> <tr><td>November</td><td>24</td><td>27</td><td>27</td><td>0</td><td>14</td></tr> <tr><td>December</td><td>91</td><td>101</td><td>101</td><td>0</td><td>31</td></tr> <tr><td>January</td><td>171</td><td>200</td><td>200</td><td>0</td><td>52</td></tr> <tr><td>February</td><td>24</td><td>43</td><td>43</td><td>0</td><td>4</td></tr> <tr><td>March</td><td>10</td><td>30</td><td>30</td><td>0</td><td>2</td></tr> <tr><td>April</td><td>28</td><td>37</td><td>37</td><td>0</td><td>6</td></tr> <tr style="background-color: #800000; color: white;"><td>Total</td><td>519</td><td>619</td><td>619</td><td>0</td><td>154</td></tr> </tbody> </table>	Month	Number of Patients Served	Number of Visits	Medical Visits	Dental Visits	Total Uninsured	July	51	52	52	0	8	August	59	62	62	0	19	September	28	31	31	0	5	October	33	36	36	0	13	November	24	27	27	0	14	December	91	101	101	0	31	January	171	200	200	0	52	February	24	43	43	0	4	March	10	30	30	0	2	April	28	37	37	0	6	Total	519	619	619	0	154
Month	Number of Patients Served	Number of Visits	Medical Visits	Dental Visits	Total Uninsured																																																																					
July	51	52	52	0	8																																																																					
August	59	62	62	0	19																																																																					
September	28	31	31	0	5																																																																					
October	33	36	36	0	13																																																																					
November	24	27	27	0	14																																																																					
December	91	101	101	0	31																																																																					
January	171	200	200	0	52																																																																					
February	24	43	43	0	4																																																																					
March	10	30	30	0	2																																																																					
April	28	37	37	0	6																																																																					
Total	519	619	619	0	154																																																																					



IMPROVING ACCESS TO HEALTHCARE IN DESERT HIGHLAND GATEWAY ESTATES


RFP-20201001 - Monthly REPORT

Goal	Goal/ Objective/ Other Topics	Successes, Emergent Issues, Challenges Findings, and Supporting Information (Graphs, reports, indicator results, etc.)																						
		<div style="text-align: center;"> <h3>Desert Highland Gateway Estates</h3> <table border="1" style="margin: 10px auto; border-collapse: collapse; text-align: center;"> <thead> <tr> <th></th> <th>July</th> <th>August</th> <th>September</th> <th>October</th> <th>November</th> <th>December</th> <th>January</th> <th>February</th> <th>March</th> <th>April</th> </tr> </thead> <tbody> <tr> <td>■ Total Served</td> <td>52</td> <td>62</td> <td>32</td> <td>38</td> <td>32</td> <td>101</td> <td>200</td> <td>42</td> <td>30</td> <td>37</td> </tr> </tbody> </table> </div> <p>Due to the ever-changing situation related to the 2019 Novel Coronavirus (COVID-19) and most recently the surge in positive cases due to the Omicron Variant, dental professionals continue to be considered of increased occupational risk because of their routine exposure to patient’s airways and performance of the aerosol-generating procedure. Due to the confined space of mobile clinics and the risk to our dental staff, Borrego Health did not launch dental services during this reporting period. Instead, patients encountered during the medical mobile days were assessed for dental-related needs and referred to Borrego’s nearest dental clinic, at either Centro Medico Cathedral City or DHS Health and Wellness Center depending on patient preference. Shuttle services continue to be provided to and from our dental clinic as needed for patients who lack transportation. Borrego Health will continue to monitor data from the Riverside County of Public Health and recommendations from the CDC and ADA to determine the best time to launch mobile dental services at DHG. The DHG Wellness Committee and DHCD will be kept informed as things continue to develop.</p>		July	August	September	October	November	December	January	February	March	April	■ Total Served	52	62	32	38	32	101	200	42	30	37
	July	August	September	October	November	December	January	February	March	April														
■ Total Served	52	62	32	38	32	101	200	42	30	37														



IMPROVING ACCESS TO HEALTHCARE IN DESERT HIGHLAND GATEWAY ESTATES

RFP-20201001 - Monthly REPORT

Goal	Goal/ Objective/ Other Topics	Successes, Emergent Issues, Challenges Findings, and Supporting Information (Graphs, reports, indicator results, etc.)
3. Community Education Event	Conduct community education events and activities to address health care and other wellness topics	<p>During this reporting period, in observation of Alcohol Awareness month, Borrego Health in partnership with the Desert Health Care District, the Desert Highland Gateway Wellness Committee and the James O Jessie Highland Unity Center, offered a free educational art class related to alcoholism and substance abuse, with a call to action to say “NO” to peer pressure around these addictions.</p> <p>Special guests included, Jamal Johnson – Alcohol and Drug Counselor of San Bernardino who gave a presentation regarding the negative effects of alcohol to the human brain. JoAnna Adams, Palm Springs local artist who guided participants thru a “Red Ribbon” art piece.</p> <p>Total count of participants: 37 (including 11 adults and 26 children between 7 and 17 yrs. old) All participants received a “swag” bag filled with community resources, information regarding substance abuse prevention and intervention as well as the available services thru the mobile clinic. Art supplies were also provided.</p> 



IMPROVING ACCESS TO HEALTHCARE IN DESERT HIGHLAND GATEWAY ESTATES

RFP-20201001 - Monthly REPORT

Goal	Goal/ Objective/ Other Topics	Successes, Emergent Issues, Challenges Findings, and Supporting Information (Graphs, reports, indicator results, etc.)																																																												
4. Enabling Services	By June 30, 2024, provide 600 individuals with assistance for applications, retention, addressing issues with their healthcare coverage and/or enabling services.	<p>During this reporting period, Borrego Health's Mobile Services team provided medical services to Two (2) uninsured patients.</p> <p>Pediatric patients who needed routine physical exams and or immunizations were granted temporarily Medi-cal thru the Child Health Disability Prevention program and referred to our Care Coordinator Specialist (CCS) for permanent insurance enrollment assistance.</p> <p>Adult and pediatric patients seen during this period who needed COVID-related services, testing, or vaccines were provided care at no cost. Adult uninsured patients were also referred to our CCS for program or insurance enrollment.</p> <p>The table below shows the total number of patients seen since the launch of services on July 12, 2021, up to this reporting period who lacked insurance coverage and were successfully enrolled in a health program or insurance.</p> <table border="1" style="width: 100%; border-collapse: collapse; margin-top: 10px;"> <thead> <tr style="background-color: #800000; color: white;"> <th style="text-align: center;"><i>Month</i></th> <th style="text-align: center;">Total Patients Served</th> <th style="text-align: center;">Total Visits</th> <th style="text-align: center;">Uninsured</th> <th style="text-align: center;">Patients Enrolled in Health Insurance</th> </tr> </thead> <tbody> <tr><td>July</td><td style="text-align: center;">51</td><td style="text-align: center;">52</td><td style="text-align: center;">8</td><td style="text-align: center;">0</td></tr> <tr><td>August</td><td style="text-align: center;">59</td><td style="text-align: center;">62</td><td style="text-align: center;">19</td><td style="text-align: center;">12</td></tr> <tr><td>September</td><td style="text-align: center;">28</td><td style="text-align: center;">31</td><td style="text-align: center;">5</td><td style="text-align: center;">8</td></tr> <tr><td>October</td><td style="text-align: center;">33</td><td style="text-align: center;">36</td><td style="text-align: center;">13</td><td style="text-align: center;">11</td></tr> <tr><td>November</td><td style="text-align: center;">24</td><td style="text-align: center;">27</td><td style="text-align: center;">14</td><td style="text-align: center;">7</td></tr> <tr><td>December</td><td style="text-align: center;">91</td><td style="text-align: center;">101</td><td style="text-align: center;">31</td><td style="text-align: center;">7</td></tr> <tr><td>January</td><td style="text-align: center;">171</td><td style="text-align: center;">200</td><td style="text-align: center;">52</td><td style="text-align: center;">16</td></tr> <tr><td>February</td><td style="text-align: center;">24</td><td style="text-align: center;">43</td><td style="text-align: center;">4</td><td style="text-align: center;">14</td></tr> <tr><td>March</td><td style="text-align: center;">10</td><td style="text-align: center;">30</td><td style="text-align: center;">2</td><td style="text-align: center;">6</td></tr> <tr><td>April</td><td style="text-align: center;">28</td><td style="text-align: center;">37</td><td style="text-align: center;">6</td><td style="text-align: center;">13</td></tr> <tr style="background-color: #cccccc;"> <td>Total</td> <td style="text-align: center;">519</td> <td style="text-align: center;">619</td> <td style="text-align: center;">154</td> <td style="text-align: center;">94</td> </tr> </tbody> </table>	<i>Month</i>	Total Patients Served	Total Visits	Uninsured	Patients Enrolled in Health Insurance	July	51	52	8	0	August	59	62	19	12	September	28	31	5	8	October	33	36	13	11	November	24	27	14	7	December	91	101	31	7	January	171	200	52	16	February	24	43	4	14	March	10	30	2	6	April	28	37	6	13	Total	519	619	154	94
<i>Month</i>	Total Patients Served	Total Visits	Uninsured	Patients Enrolled in Health Insurance																																																										
July	51	52	8	0																																																										
August	59	62	19	12																																																										
September	28	31	5	8																																																										
October	33	36	13	11																																																										
November	24	27	14	7																																																										
December	91	101	31	7																																																										
January	171	200	52	16																																																										
February	24	43	4	14																																																										
March	10	30	2	6																																																										
April	28	37	6	13																																																										
Total	519	619	154	94																																																										



IMPROVING ACCESS TO HEALTHCARE IN DESERT HIGHLAND GATEWAY ESTATES RFP-20201001 - Monthly REPORT

Goal	Goal/ Objective/ Other Topics	Successes, Emergent Issues, Challenges Findings, and Supporting Information (Graphs, reports, indicator results, etc.)																								
5. Teen Health	<p>Include a teen health component that addresses risk behaviors. By June 30, 2024, 300 unduplicated teens will have participated in educational activities or received health care services.</p>	<p>During this reporting period, one (1) teen between the ages of twelve (12) to nineteen (19) years of age received medical services at the Mobile Clinic.</p> <table border="1" style="width: 100%; border-collapse: collapse; margin-top: 10px;"> <thead> <tr style="background-color: #800000; color: white;"> <th></th> <th>Jul</th> <th>Aug</th> <th>Sep</th> <th>Oct</th> <th>Nov</th> <th>Dec</th> <th>Jan</th> <th>Feb</th> <th>March</th> <th>April</th> <th>Total</th> </tr> </thead> <tbody> <tr> <td style="background-color: #800000; color: white;">Number of Visits</td> <td style="text-align: center;">38</td> <td style="text-align: center;">36</td> <td style="text-align: center;">5</td> <td style="text-align: center;">15</td> <td style="text-align: center;">6</td> <td style="text-align: center;">10</td> <td style="text-align: center;">34</td> <td style="text-align: center;">6</td> <td style="text-align: center;">1</td> <td style="text-align: center;">10</td> <td style="text-align: center;">127</td> </tr> </tbody> </table>		Jul	Aug	Sep	Oct	Nov	Dec	Jan	Feb	March	April	Total	Number of Visits	38	36	5	15	6	10	34	6	1	10	127
	Jul	Aug	Sep	Oct	Nov	Dec	Jan	Feb	March	April	Total															
Number of Visits	38	36	5	15	6	10	34	6	1	10	127															



Desert Highland Gateway Community | Agenda
(Health Care Access Project)
04/08/2022

1 | **Check in**

2 | **Welcome any new attendees**

3 | **Updates**

➤ **Mobile Clinic**

- *Utilization Updates*
- *How did you hear about us?*

5 | **Teen Health Teamwork Session**

- *April – Don't Drink and Paint Teen Event*
 - *Updates*

5 | **Next Meeting:** *Friday April 22nd, 2022*

April 08, 2022

HEALTHY DESERT HIGHLAND GATEWAY ESTATES

IMPROVING ACCESS TO HEALTHCARE IN DESERT HIGHLAND GATEWAY ESTATES



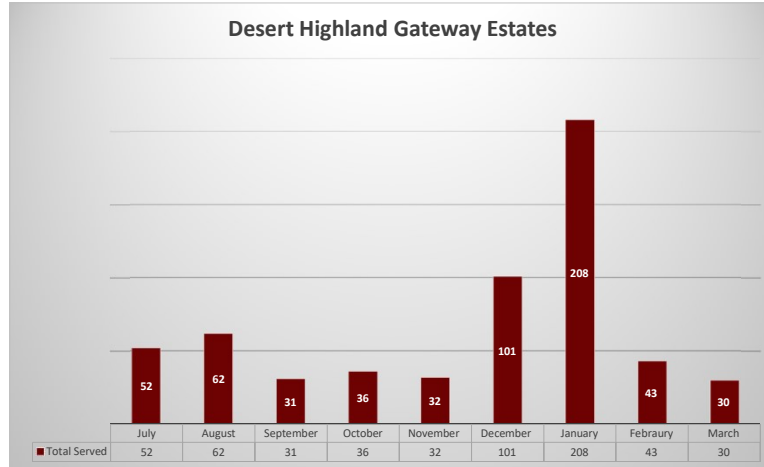
Desert Highland Gateway Community | Agenda
(Health Care Access Project)
04/08/2022

- 1 | Check in
- 2 | Welcome any new attendees
- 3 | Updates
 - > Mobile Clinic
 - Utilization Updates
 - How did you hear about us?
- 5 | Teen Health Teamwork Session
 - April – Don't Drink and Paint Teen Event
 - Updates
- 5 | Next Meeting: *Friday April 22nd, 2022*



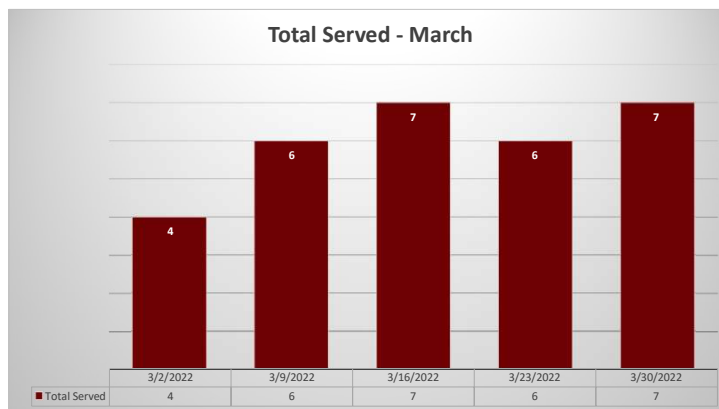
Patient visits July 2021 – Present

Month	Total Served
July	52
August	62
September	31
October	36
November	32
December	101
January	208
February	43
March	30

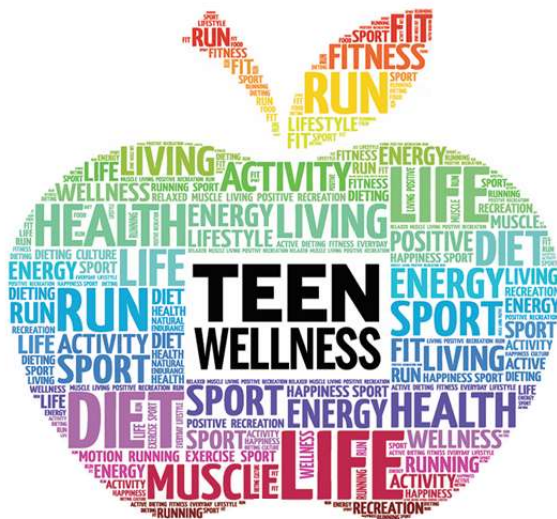
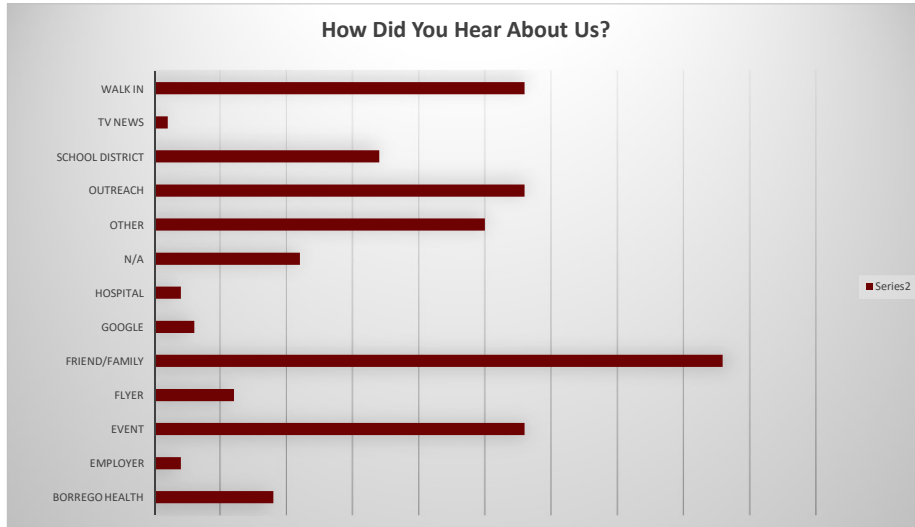


Patient visits March 2022

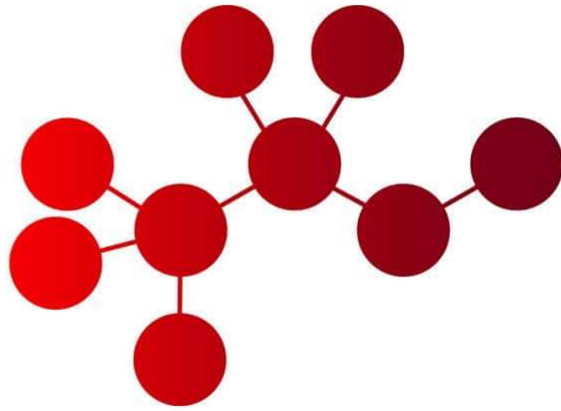
March	Total Served
03/02/2022	4
03/09/2022	6
03/16/2022	7
03/23/2022	6
03/30/2022	7



How did you hear about us?



April is **Alcohol** Awareness Month



Open Forum





THANK YOU!

NEXT MEETING: MARCH 25, 2022



Elementary, Middle & High School Kids!

In observation of Alcohol Awareness Month, Borrego Health in partnership with the Desert Health Care District, the Desert Highland Gateway Wellness Committee and the James O Jessie Highland Unity Center, is offering a free educational art class related to alcoholism and substance abuse, and a call to action to say "NO" to peer pressure around these addictions.

Don't Drink & Paint

Free Admission! *Includes snacks, paint supplies, & paint instructor*

Wednesday, April 20, 2pm to 4pm

James O. Jessie Desert Highland Unity Center
480 W. Tramview Road, Palm Springs, CA 92262





DESERT HEALTHCARE
DISTRICT & FOUNDATION

Date: June 14, 2022
To: STRATEGIC PLANNING COMMITTEE
Subject: Behavioral Health Initiative Expansion

In the most recent Board of Directors meeting on May 24, 2022, the Desert Healthcare District staff was directed to explore an additional allocation of \$2 million for behavioral health and homelessness.

Staff recommendation:

After careful consideration of community input provided through our Mental and Behavioral Health Needs Assessment (2019), Community Health Needs Assessment (CHNA) (2020), community stakeholder outreach, and ongoing input from our Behavioral Health Initiative Working Groups and Steering Committee membership (2022), staff recommends the full allocation to be made toward Strategic Goal #3 (Proactively expand community access to behavioral/mental health services) to advance strategic plan priorities identified in this area. This allocation would support the ability to make the necessary resources available through RFP's to better address prevailing needs as expressed by our community members.

The staff is requesting the approval of an additional allocation of \$2 million to the Board-approved Behavioral Health Initiative, bringing the total amount in the collective fund to \$3.3 million.

Background:

- **Behavioral Health Initiative:** In response to the results of the DHCD Mental and Behavioral Health Needs Assessment (2019), a stakeholder focused, collaborative model was implemented to begin to review the areas of need as identified by the community members and stakeholder participants in the assessment process. This model which utilizes a Collective Impact framework, consists of regularly scheduled convenings in which strategy and solution development is drafted and presented to the Steering Committee membership for review and input. The primary areas of focus for this initiative work include:
 - Improved Access
Consideration of structural improvements to ensure services reach vulnerable or underserved community members through the inclusion of expanded mobile service access, increased telehealth capacity and expanded provider network opportunities as

a means of expanding access. Strategy development includes increasing awareness of available support services with the goal of removing barriers to access which include stigma reduction and the need to communicate in a culturally competent manner with our community members through a network of trusted messengers.

- Workforce Development

Strategy development is focused on the ability to increase opportunities for new practitioners entering the field and choosing to stay and work in the Coachella Valley. Improvement to workplace retention processes, professional development pathways for this community, while improving the ability for in-process future practitioners who are still in school or recently graduated to gain the necessary practical experience with organizations in the Coachella Valley which will also assist with improving workforce levels.

- Policy Development Opportunities

Development in this area is focused on current and potential legislation under consideration or enacted related to innovating behavioral health services and how they are experienced by consumers. This includes State level intentional focus on children's mental health, juvenile justice support and the overhaul of Medi-Cal and how it can be improved to make coverage more accessible. There is also an effort to ensure Peer Specialist/Community Health Worker roles are clarified and billable and the State mandate to restructure the 911 call system into the 988 call center network in an effort to make mental health suicide prevention and mental health crisis networks more responsive. This working group is closely monitoring this legislative session and identifies legislation that would benefit the areas of need identified in the DHCD Mental and Behavioral Health Needs Assessment and requests organization letters of support as needed to assist with passage.

- Community Stakeholder Outreach

The information gained through our ongoing outreach to our law enforcement and education partners and participation in State and County convenings focused on improving community members mental health service experiences while expanding the available workforce are helpful and will inform the identification of potential RFP development opportunities.

- **Community Health Needs Assessment (CHNA)**

In 2020, the DHCD commissioned the Community Health Needs Assessment (CHNA) in an effort to better understand the needs of residents as it relates to the social determinants of health, uplift inequities and aid in the development of a comprehensive, and cross-sector approach to advance the health and well-being of District residents. This information assisted with the identification of Strategic Goal #2 (Proactively expand community access to primary and specialty care services) as a high priority area of focus for support implementation.

- **Strategic Plan Goal #3: Proactively expand community access to behavioral/mental health services**

Strategies identified as High Priority:

- 3.1 Provide funding to support an increase in the number of behavioral/mental health professionals (includes training)
 - 3.2 Provide funding to CBOs to support an increase in the number of days and hours of operation of behavioral /mental health services
 - 3.3 Provide funding to CBOs enabling an increase in the number and geographic dispersion of sites providing behavioral/mental health services (consider co-location with other health services)
 - 3.4 Provide funding support to CBOs providing tele-behavioral/mental health services
- Fiscal impact: \$2,000,000 to be added to the Behavioral Health Initiative allocation in the form of a grant amendment #965 (cost extension) from the District to the Foundation.